

Coaxial Amplifier

ZX60-43+

50Ω 0.5 to 4000 MHz

Features

- wide bandwidth, 0.5 to 4000 MHz
- output power, up to 18.5 dBm typ.
- protected by US patent 6,790,049 & 6,943,629

Applications

- buffer amplifier
- driver amplifier
- cellular
- PCS
- GPS
- bluetooth
- instrumentation
- test equipment



CASE STYLE: GC957

Connectors	Model	Price	Qty.
SMA	ZX60-43-S+	\$69.95 ea.	(1-9)

+ RoHS compliant in accordance with EU Directive (2002/95/EC)

The +Suffix has been added in order to identify RoHS Compliance. See our web site for RoHS Compliance methodologies and qualifications.

Electrical Specifications T_{AMB}=25°C

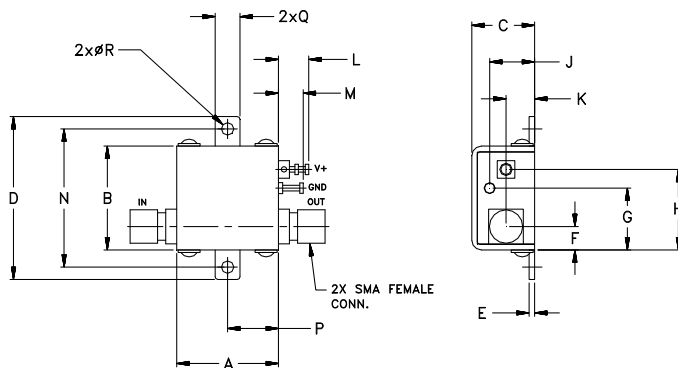
MODEL NO.	FREQ. (MHz) f _L - f _U	DC VOLTS (V)	GAIN (dB) Typical					MAXIMUM POWER (dBm) Output (1 dB Comp.) Typ.		DYNAMIC RANGE		VSWR (:1) Typ.		ACTIVE DIRECTIVITY (dB) Isolation-Gain Typ.	DC OPERATING CURRENT @ Pin V+ (mA)	
			over frequency, GHz	Min. at 2 GHz	f _L	f _U	NF (dB) Typ.	IP3 (dBm) Typ.	In	Out	Typ.	Typ.	Max.			
ZX60-43+	0.5 - 4000	5.0	23.1	21.7	18.6	14.3	17	17.3	17.3	5.4	33	1.2	2.0	7-9	90	110

Maximum Ratings

Operating Temperature	-40°C to 85°C case
Storage Temperature	-55°C to 100°C
DC Voltage	7V
Input Power(no damage)	13 dBm
Power	0.77W

Permanent damage may occur if any of these limits are exceeded.

Outline Drawing



Outline Dimensions (inch mm)

A	B	C	D	E	F	G	H	J	K	L	M	N	P	Q	R	wt
.74	.75	.46	1.18	.04	.17	.45	.59	.33	.21	.22	.18	1.00	.37	.18	.106	grams
18.80	19.05	11.68	29.97	1.02	4.32	11.43	14.99	8.38	5.33	5.59	4.57	25.40	9.40	4.57	2.69	23.0

Mini-Circuits®
ISO 9001 ISO 14001 AS 9100 CERTIFIED

For detailed performance specs & shopping online see web site

P.O. Box 350166, Brooklyn, New York 11235-0003 (718) 934-4500 Fax (718) 332-4661 The Design Engineers Search Engine Provides ACTUAL Data Instantly at minicircuits.com

IF/RF MICROWAVE COMPONENTS

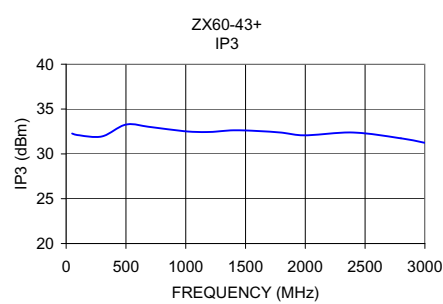
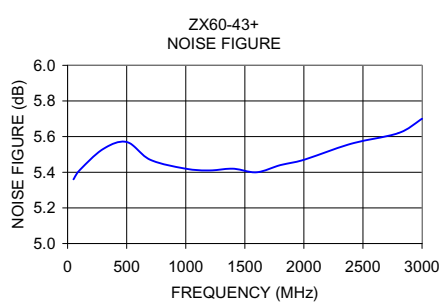
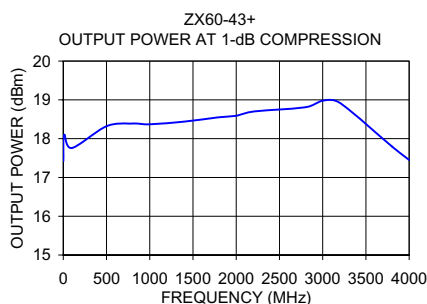
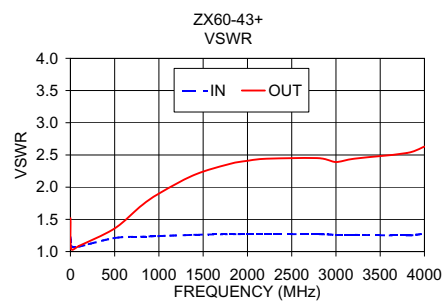
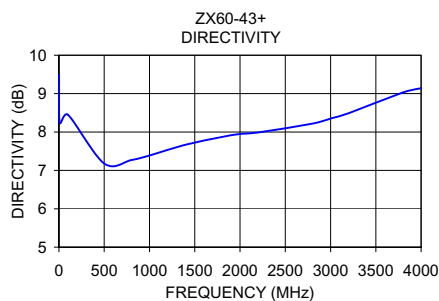
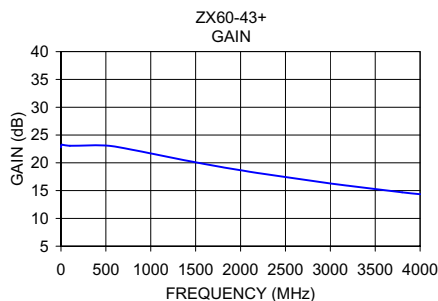
Notes: 1. Performance and quality attributes and conditions not expressly stated in this specification sheet are intended to be excluded and do not form a part of this specification sheet. 2. Electrical specifications and performance data contained herein are based on Mini-Circuit's applicable established test performance criteria and measurement instructions. 3. The parts covered by this specification sheet are subject to Mini-Circuits standard limited warranty and terms and conditions (collectively, "Standard Terms"); Purchasers of this part are entitled to the rights and benefits contained therein. For a full statement of the Standard Terms and the exclusive rights and remedies thereunder, please visit Mini-Circuits' website at www.minicircuits.com/MCLStore/terms.jsp.

REV. OR
M109590
ZX60-43+
ED-12843/2
MM/CP
090819
Page 1 of 2

Typical Performance Data/Curves

ZX60-43+

FREQUENCY (MHz)	GAIN (dB)	DIRECTIVITY (dB)	VSWR IN (:1)	VSWR OUT (:1)	POWER OUT @ 1 dB COMPR. (dBm)	FREQUENCY (MHz)	IP3 (dBm)	NF (dB)
0.50	22.79	9.50	1.22	1.52	17.42	10	32.33	5.45
0.70	22.92	9.17	1.16	1.37	17.56	50	32.27	5.36
1.00	23.01	8.94	1.13	1.27	17.73	100	32.09	5.41
10.00	23.25	8.24	1.08	1.04	18.10	200	31.68	5.35
100.00	23.06	8.45	1.08	1.09	17.76	300	31.95	5.53
300.00	23.03	8.06	1.16	1.13	17.68	400	33.11	5.56
500.00	23.11	7.18	1.21	1.36	18.32	500	33.27	5.57
700.00	22.62	7.18	1.23	1.60	18.40	600	33.13	5.52
800.00	22.32	7.27	1.23	1.71	18.39	700	33.00	5.47
805.00	22.31	7.25	1.23	1.72	18.39	800	32.71	5.43
1000.00	21.69	7.39	1.24	1.90	18.37	1000	32.51	5.42
1200.00	21.04	7.52	1.25	2.06	18.48	1100	32.46	5.43
1400.00	20.40	7.67	1.26	2.19	18.44	1200	32.44	5.41
1600.00	19.79	7.77	1.26	2.28	18.52	1300	32.55	5.41
1800.00	19.20	7.87	1.27	2.36	18.55	1400	32.63	5.42
2000.00	18.66	7.95	1.27	2.41	18.59	1500	31.84	5.39
2200.00	18.15	7.99	1.27	2.44	18.70	1600	32.55	5.40
2400.00	17.66	8.05	1.28	2.45	18.50	1700	31.75	5.40
2600.00	17.20	8.11	1.27	2.46	18.67	1800	32.37	5.44
2800.00	16.75	8.22	1.27	2.45	18.81	2000	32.07	5.47
3000.00	16.29	8.35	1.26	2.39	18.98	2200	32.04	5.50
3200.00	15.88	8.49	1.26	2.44	18.92	2400	32.38	5.56
3400.00	15.47	8.62	1.25	2.45	18.55	2600	31.92	5.56
3600.00	15.07	8.84	1.25	2.48	18.12	2800	31.73	5.62
3800.00	14.69	9.03	1.25	2.53	17.80	3000	31.24	5.70
4000.00	14.35	9.14	1.28	2.63	17.45			



For detailed performance specs & shopping online see web site

P.O. Box 350166, Brooklyn, New York 11235-0003 (718) 934-4500 Fax (718) 332-4661 The Design Engineers Search Engine Provides ACTUAL Data Instantly at minicircuits.com

IF/RF MICROWAVE COMPONENTS

Notes: 1. Performance and quality attributes and conditions not expressly stated in this specification sheet are intended to be excluded and do not form a part of this specification sheet. 2. Electrical specifications and performance data contained herein are based on Mini-Circuit's applicable established test performance criteria and measurement instructions. 3. The parts covered by this specification sheet are subject to Mini-Circuits standard limited warranty and terms and conditions (collectively, "Standard Terms"); Purchasers of this part are entitled to the rights and benefits contained therein. For a full statement of the Standard Terms and the exclusive rights and remedies thereunder, please visit Mini-Circuits' website at www.minicircuits.com/MCLStore/terms.jsp.