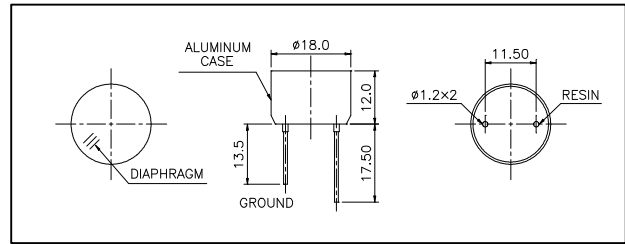




Dimensions: dimensions are in mm



Specification

400ET180	Transmitter
400ER180	Receiver
Center Frequency	40.0±1.0Khz
Bandwidth (-6dB)	400ET180 1.5Khz 400ER180 1.5Khz
Transmitting Sound Pressure Level at 40.0Khz; 0dB re 0.0002μbar per 10Vrms at 30cm	115dB min.
Receiving Sensitivity at 40.0Khz 0dB = 1 volt/μbar	-70dB min.
Capacitance at 1Khz	±20% 2400 pF
Max. Driving Voltage (cont.)	15Vrms
Total Beam Angle	-6dB 30° typical
Operation Temperature	-30 to 80°C
Storage Temperature	-40 to 85°C

All specification taken typical at 25°C
Closer frequency tolerance can be supplied upon request.

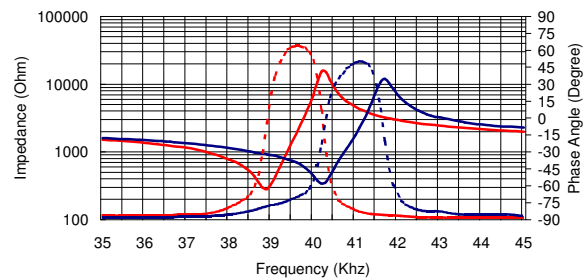
Model available:

1	400ET/R180	Aluminum Housing
2	400ET/R18B	Black Alum. Housing

Impedance/Phase Angle vs. Frequency

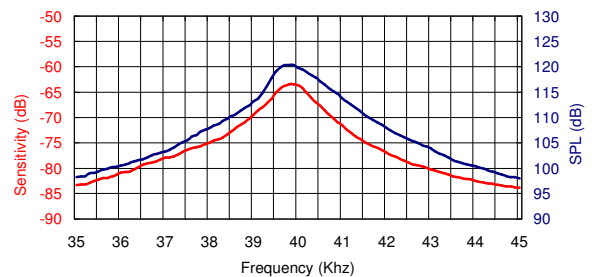
Tested under 1Vrms Oscillation Level

400ER180 Impedance ————
 400ER180 Phase ————
 400ET180 Impedance ······
 400ET180 Phase ······

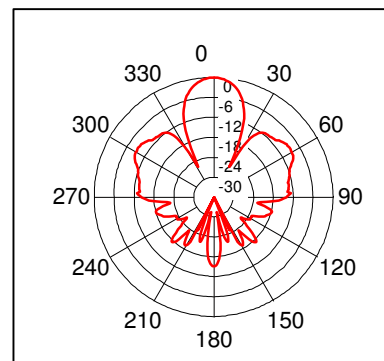


Sensitivity/Sound Pressure Level

Tested under 10Vrms @30cm



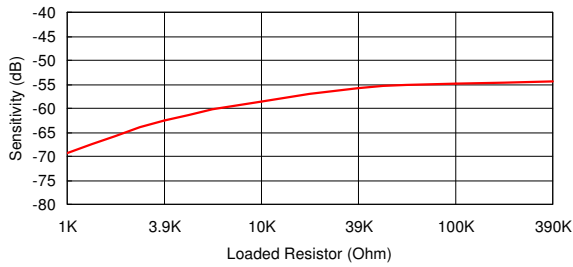
Beam Angle: Tested at 40.0Khz frequency



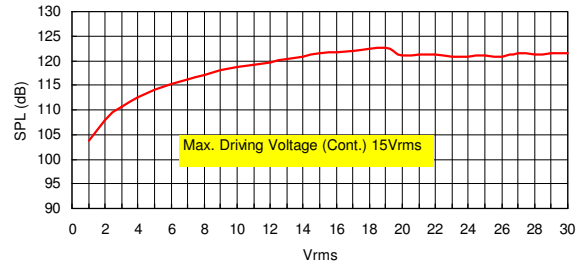
400ER180 Receiver

400ET180 Transmitter

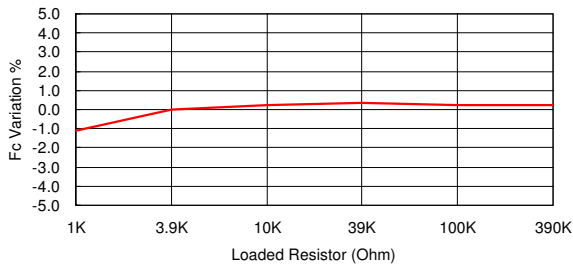
Sensitivity Variation vs. Loaded Resistor



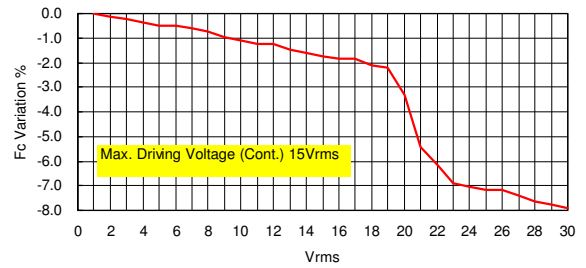
SPL Variation vs. Driving Voltage



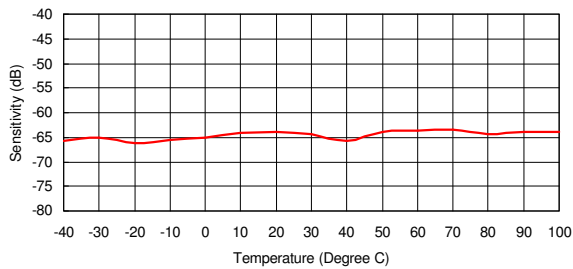
Center Frequency Shift vs. Loaded Resistor



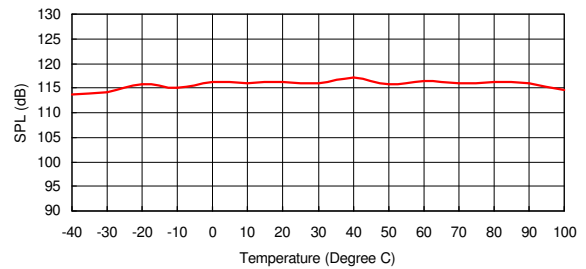
Center Frequency Shift vs. Driving Voltage



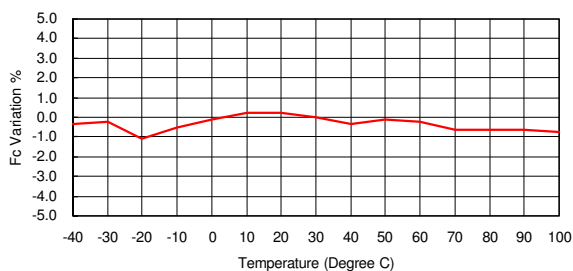
Sensitivity Variation vs. Temperature



SPL Variation vs. Temperature



Center Frequency Shift vs. Temperature



Center Frequency Shift vs. Temperature

