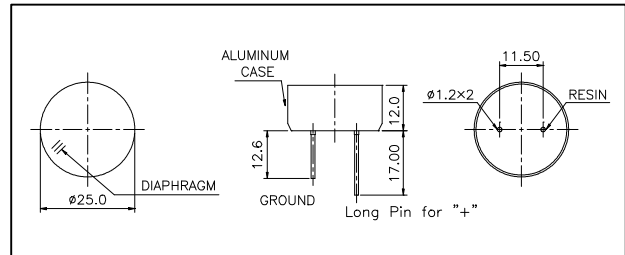




**Dimensions:** dimensions are in mm



**Specification**

<b>328ET250</b>	Transmitter
<b>328ER250</b>	Receiver
<b>Center Frequency</b>	32.8±1.0Khz
<b>Bandwidth (-6dB)</b>	328ET250 1.0Khz
	328ER250 1.0Khz
<b>Transmitting Sound Pressure Level</b>	113dB min.
at 32.8Khz; 0dB re 0.0002μbar per 10Vrms at 30cm	
<b>Receiving Sensitivity</b>	-67dB min.
at 32.8Khz 0dB = 1 volt/μbar	
<b>Capacitance at 1Khz</b>	±20% 2400 pF
<b>Max. Driving Voltage (cont.)</b>	20Vrms
<b>Total Beam Angle</b>	-6dB 33° typical
<b>Operation Temperature</b>	-30 to 80°C
<b>Storage Temperature</b>	-40 to 85°C

All specification taken typical at 25°C  
Closer frequency tolerance can be supplied upon request.

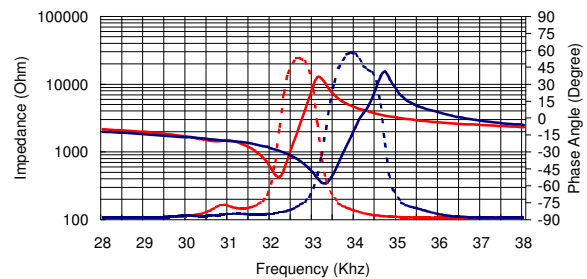
Model available:

1	328ET/R250	Aluminum Housing
2	328ET/R25B	Black Alum. Housing

**Impedance/Phase Angle vs. Frequency**

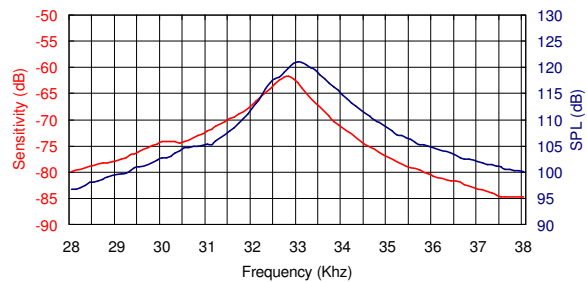
Tested under 1Vrms Oscillation Level

328ER250 Impedance ——— (red solid)  
 328ER250 Phase ——— (blue solid)  
 328ET250 Impedance ····· (red dotted)  
 328ET250 Phase ····· (blue dotted)

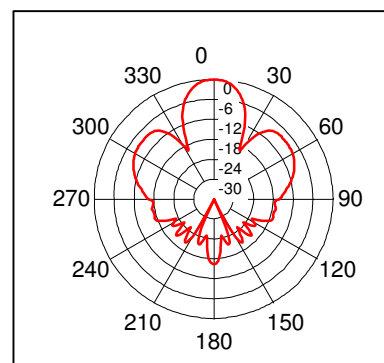


**Sensitivity/Sound Pressure Level**

Tested under 10Vrms @30cm



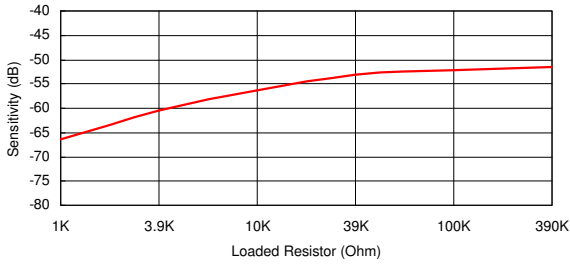
**Beam Angle:** Tested at 32.8Khz frequency



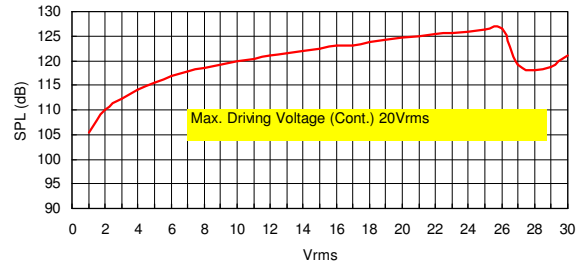
**328ER250 Receiver**

**328ET250 Transmitter**

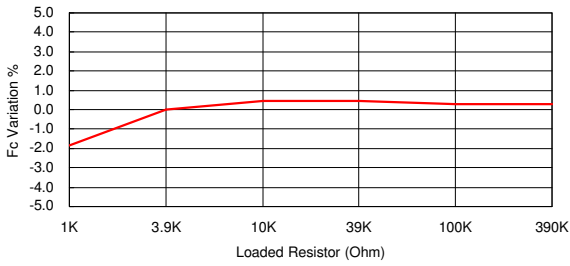
**Sensitivity Variation vs. Loaded Resistor**



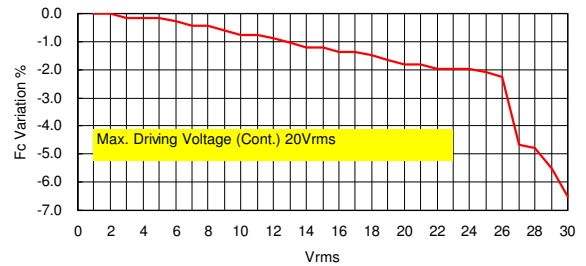
**SPL Variation vs. Driving Voltage**



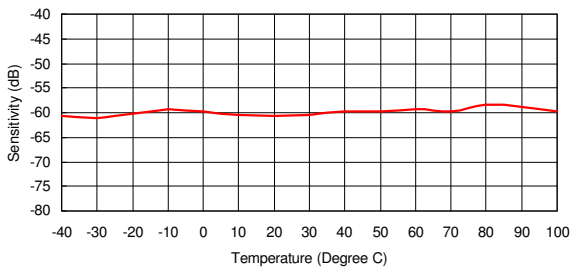
**Center Frequency Shift vs. Loaded Resistor**



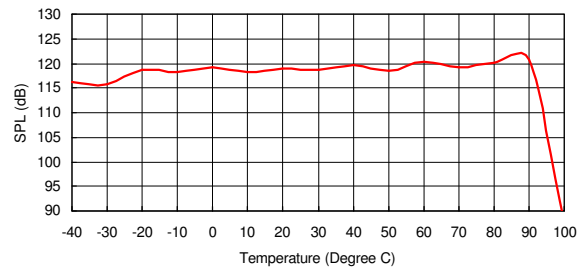
**Center Frequency Shift vs. Driving Voltage**



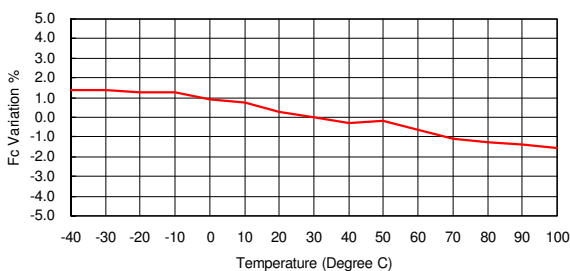
**Sensitivity Variation vs. Temperature**



**SPL Variation vs. Temperature**



**Center Frequency Shift vs. Temperature**



**Center Frequency Shift vs. Temperature**

