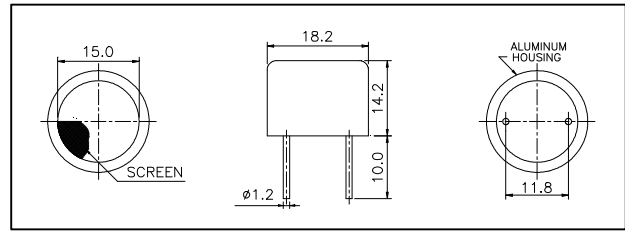




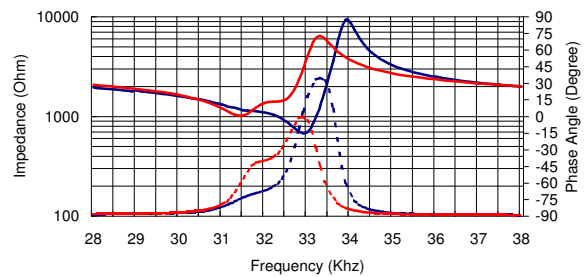
Dimensions: dimensions are in mm



Impedance/Phase Angle vs. Frequency

Tested under 1Vrms Oscillation Level

328SR180 Impedance ————
 328SR180 Phase ————
 328ST180 Impedance ······
 328ST180 Phase ······

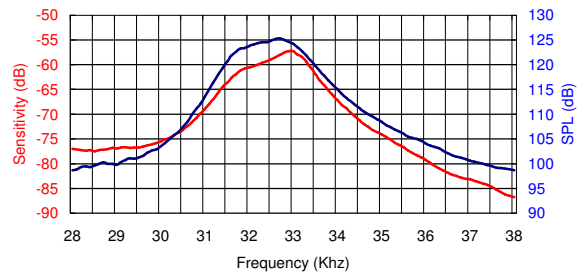


Specification

328ST180	Transmitter
328SR180	Receiver
Center Frequency	32.8±1.0Khz
Bandwidth (-6dB)	328ST180 2Khz 328SR180 2Khz
Transmitting Sound Pressure Level at 32.8Khz; 0dB re 0.0002µbar per 10Vrms at 30cm	117dB min.
Receiving Sensitivity at 32.8Khz 0dB = 1 volt/µbar	-64dB min.
Capacitance at 1Khz ±20%	2400 pF
Max. Driving Voltage (cont.)	20Vrms
Total Beam Angle -6dB	45° typical
Operation Temperature	-30 to 80°C
Storage Temperature	-40 to 85°C

Sensitivity/Sound Pressure Level

Tested under 10Vrms @30cm

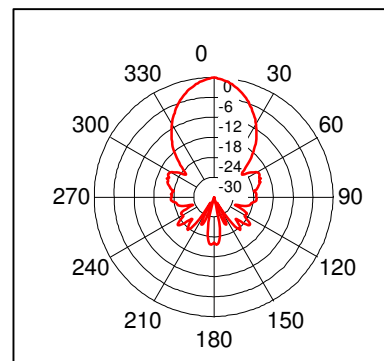


All specification taken typical at 25°C
 Closer frequency tolerance can be supplied upon request.

Model available:

1	328ST/R180	Aluminum Housing
2	328ST/R18B	Black Al. Housing

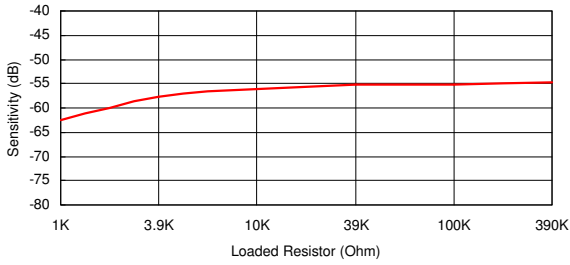
Beam Angle: Tested at 32.8Khz frequency



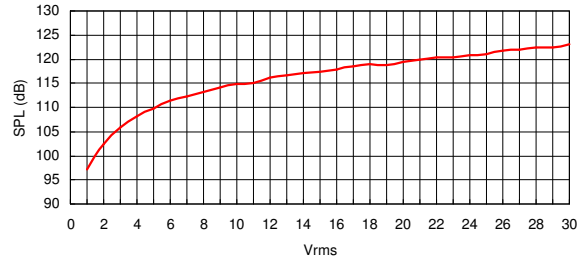
328SR180 Receiver

328ST180 Transmitter

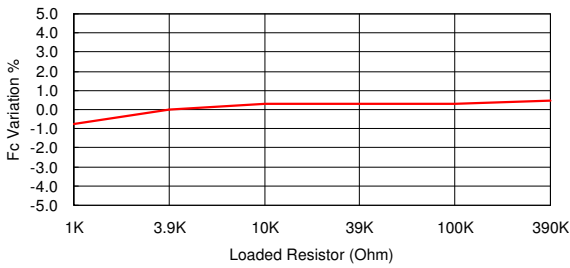
Sensitivity Variation vs. Loaded Resistor



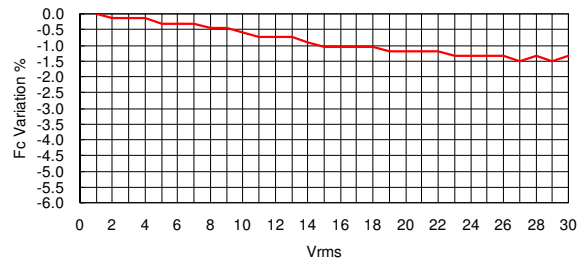
SPL Variation vs. Driving Voltage



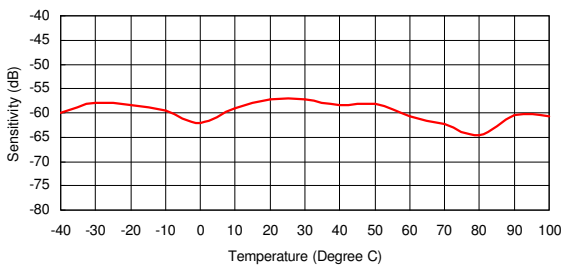
Center Frequency Shift vs. Loaded Resistor



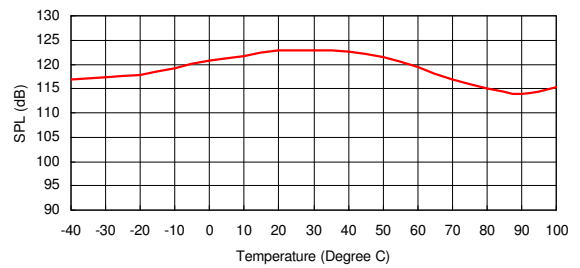
Center Frequency Shift vs. Driving Voltage



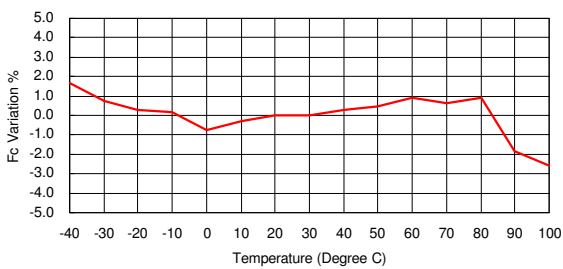
Sensitivity Variation vs. Temperature



SPL Variation vs. Temperature



Center Frequency Shift vs. Temperature



Center Frequency Shift vs. Temperature

