

LED DRIVERS

2.1 W, 5.4 W

Characteristics

Input: High input
U out 6.6 - 9 V
I out 320 - 600 mA
Power factor: 0.4 - 0.5
Current ripple: 6 - 12%
Efficiency 70 - 82 %

< 10 W


> 10 W

CAR


POWERS

LED

WIRELESS



2.1 W



Universal

P	U/I	PF	RIPPLE	
2.1 W	6.6V / 320 mA	0.4	6	isolated

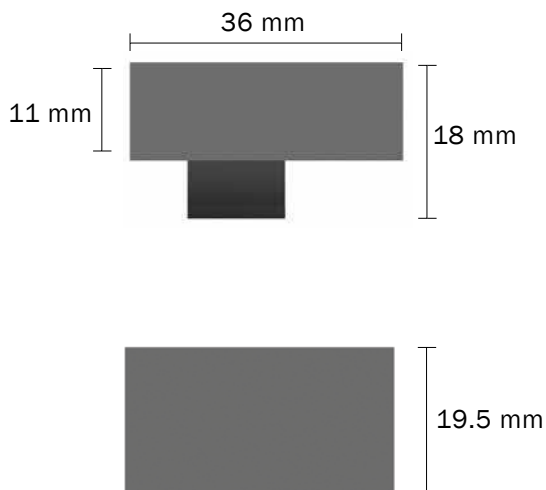
< 10 W

> 10 W

CAR

POWERS

5.4 W



High input

P	U/I	PF	RIPPLE	
5.4 W	9V / 600 mA	-	12	isolated
5.4 W	9V / 600 mA	0.5	10	isolated

LED

WIRELESS