

30W HIGH VOLTAGE DC/DC CONVERTORS



FEATURES

* Customer Selects Output Voltages

- * Wide Input Ranges
(9-36 Vdc , 20-60 Vdc, 36-72Vdc)
- * Efficiency 85% (typ.)
- * Independently Isolated Outputs
- * Remote On/Off Control
- * 0.2% Line Regulation
- * 0.3% Load Regulation

The X30 Series of DC/DC converters accepts wide input ranges of 9-36 Vdc, 20-60 Vdc, & 36-72 Vdc. Outputs are isolated to 1kVdc. In the case of duals, the outputs are completely independent including overload protection. All models will tolerate a short circuit indefinitely. Also included is a Pi input filter and remote on/off.

ELECTRICAL SPECIFICATIONS

Voltage Accuracy	+/- 1%	Short Circuit Protection	Input Current Foldback
Input Regulation	+/- 0.2%	Input Filter	Pi Network
Load Regulation	+/- 0.3%	Efficiency85% (typ.)
Output Ripple	+/-0.3%	Switching Frequency	120 kHz
		Isolation (Input-Output(1)-Output(2)-Case).....	1Kvdc

* 20-60 Vdc Input add suffix /B
* 36-72 Vdc Input add suffix /C

GENERAL SPECIFICATIONS

Temp. Stability	+/- 0.02%/°C	Logic Shutdown	Logic 0 (on)
Temp. (Operating,Case)	-45 to +85°C	EMI/RFI	Six-Sided Shield
Temp. (Storage)	-55 to +100°C	Temp. Derating	None
		Cooling	Free-Air Convection

* All models designed to meet UL 60950
* For RoHS Compliant part, add suffix /Y

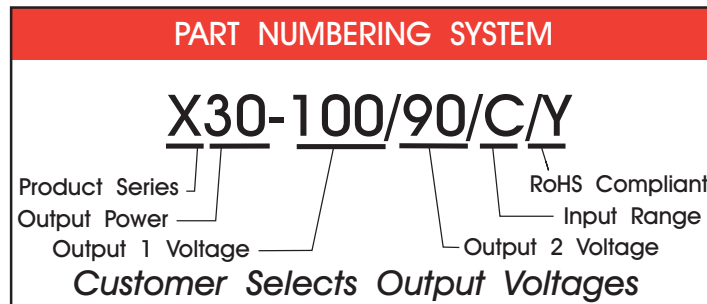
PHYSICAL SPECIFICATIONS

Dimensions	2.5 x 3.0 x 0.83 inches	Case Material	Nickel Plated Copper (With Non-Conductive Base Plate)
Weight	8.4 Oz		

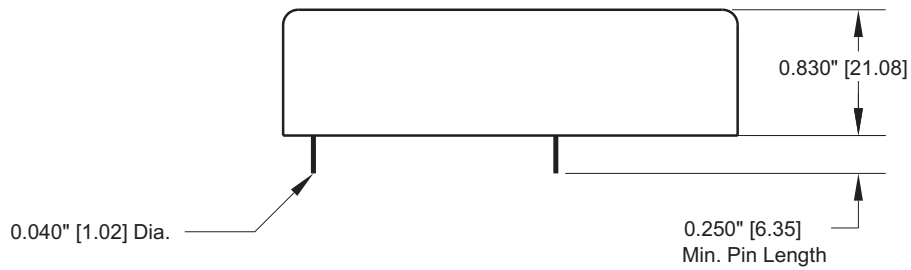
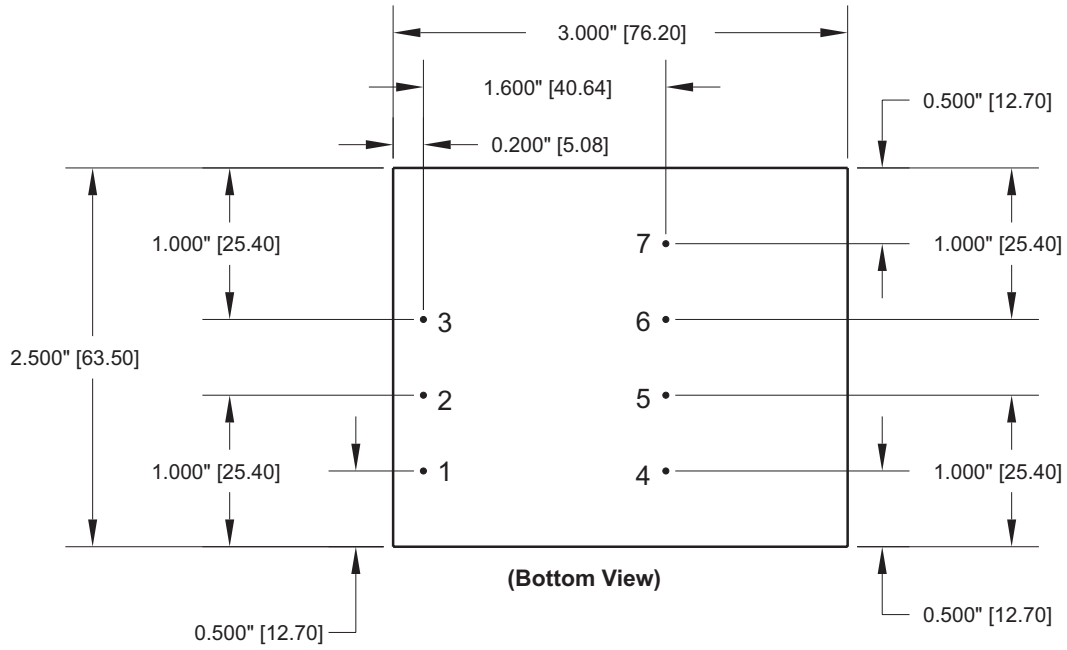
30W HIGH VOLTAGE DC/DC CONVERTORS

REPRESENTATIVE MODEL LISTING						
MODEL NUMBER	INPUT SPECIFICATIONS		OUTPUT SPECIFICATIONS			
	VOLTAGE	CURRENT	OUTPUT #1		OUTPUT #2	
			VOLTAGE	CURRENT	VOLTAGE	CURRENT
X30-50	9V - 36V	3.9A - 0.95A	50V	600ma	-	-
X30-50/50	9V - 36V	3.9A - 0.95A	50V	300ma	50v	300ma
X30-75	9V - 36V	3.9A - 0.95A	75V	400ma	-	-
X30-75/75	9V - 36V	3.9A - 0.95A	75V	200ma	75v	200ma
X30-100	9V - 36V	3.9A - 0.95A	100V	300ma	-	-
X30-100/100	9V - 36V	3.9A - 0.95A	100V	150ma	100v	150ma
X30-150	9V - 36V	3.9A - 0.95A	150V	200ma	-	-
X30-150/150	9V - 36V	3.9A - 0.95A	150V	100ma	150v	100ma
X30-200	9V - 36V	3.9A - 0.95A	200V	150ma	-	-
X30-200/200	9V - 36V	3.9A - 0.95A	200V	75ma	200v	75ma
X30-300	9V - 36V	3.9A - 0.95A	300V	100ma	-	-
X30-300/300	9V - 36V	3.9A - 0.95A	300V	50ma	300v	50ma
X30-400	9V - 36V	3.9A - 0.95A	400V	75ma	-	-
X30-400/400	9V - 36V	3.9A - 0.95A	400V	37ma	400v	37ma
X30-500	9V - 36V	3.9A - 0.95A	500V	60ma	-	-
X30-500/500	9V - 36V	3.9A - 0.95A	500V	30ma	500v	30ma

- * 20-60 Vdc input add suffix /B
- * 36-72 Vdc input add suffix /C
- * RoHS Compliant add suffix /Y



30W HIGH VOLTAGE DC/DC CONVERTORS



Pin #	Single	Dual
1	- INPUT	- INPUT
2	On/Off	On/Off
3	+ INPUT	+ INPUT
4	No Pin	OUTPUT 2 +
5	No Pin	OUTPUT 2 -
6	OUTPUT 1 -	OUTPUT 1 -
7	OUTPUT 1 +	OUTPUT 1 +

*Dimensions are in Inches
[Metric equivalents in brackets]*

Data sheets are subject to change without notice