

10W HIGH VOLTAGE DC/DC CONVERTORS



FEATURES

- * Customer Selects Output Voltages
- * Ultra-Wide Input Ranges
(9-36 Vdc, 20-60 Vdc, 36-72 Vdc)
- * Efficiency 83% (typ.)
- * Independently Isolated Outputs
- * Remote On/Off Control
- * 0.1% Input Regulation
- * 0.2% Load Regulation

The X10 Series of DC/DC converters accepts ultra-wide input ranges of 9-36 Vdc, 20-60 Vdc, & 36-72 Vdc. Outputs are independently isolated to 1000Vdc. All models will tolerate a short circuit indefinitely. Also included is a Pi input filter and remote on/off.

ELECTRICAL SPECIFICATIONS

Voltage Accuracy	+/- 1%	Short Circuit Protection	Input Current Foldback
	<i>Output 2: +/- 2%</i>	Input Filter	Pi Network
Input Regulation	+/- 0.1%	Efficiency	85% (typ.)
	<i>Output 2: +/- 2%</i>	Switching Frequency	120 kHz
Load Regulation	+/- 0.2%	Isolation (Input-Output(1)-Output(2)-Case).....	1Kvdc
	<i>Output 2: +/- 2%</i>		
Output Ripple	+/- 0.3%		
	<i>* 20-60 Vdc add suffix /B</i>		
	<i>* 36-72 Vdc add suffix /C</i>		

GENERAL SPECIFICATIONS

Temp. Stability.....	+/- 0.02%/°C	Logic Shutdown.....	Logic 0 (on)
Temp. (Operating,Case)	-45 to +85°C	EMI/RFI	Six-Sided Shield
Temp. (Storage)	-55 to +100°C	Temp. Derating	None
		Cooling	Free-Air Convection

** All models designed to meet UL 60950
* For RoHS Compliant part, add suffix /Y*

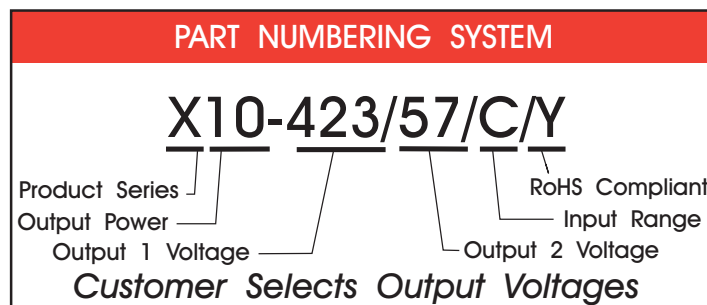
PHYSICAL SPECIFICATIONS

Dimensions	2.0 x 2.0 x 0.50 inches	Case Material	Nickel Plated Copper (With Non-Conductive Base Plate)
Weight	2.8 Oz		

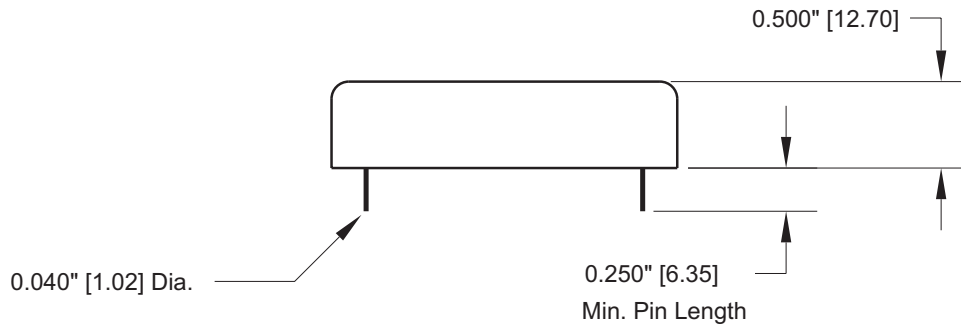
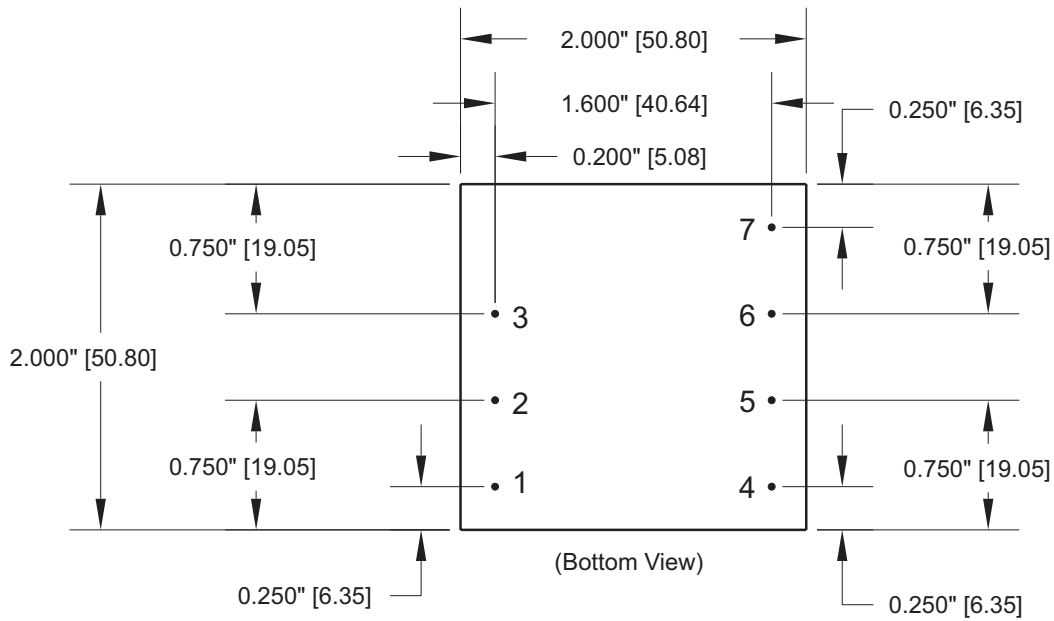
10W HIGH VOLTAGE DC/DC CONVERTORS

REPRESENTATIVE MODEL LISTING						
MODEL NUMBER	INPUT SPECIFICATIONS		OUTPUT SPECIFICATIONS			
	VOLTAGE	CURRENT	OUTPUT #1		OUTPUT #2	
			VOLTAGE	CURRENT	VOLTAGE	CURRENT
X10-50	9V - 36V	1.3A - .33A	50V	200ma	-	-
X10-50/50	9V - 36V	1.3A - .33A	50V	100ma	50v	100ma
X10-75	9V - 36V	1.3A - .33A	75V	133ma	-	-
X10-75/75	9V - 36V	1.3A - .33A	75V	66ma	75v	66ma
X10-100	9V - 36V	1.3A - .33A	100V	100ma	-	-
X10-100/100	9V - 36V	1.3A - .33A	100V	50ma	100v	50ma
X10-150	9V - 36V	1.3A - .33A	150V	66ma	-	-
X10-150/150	9V - 36V	1.3A - .33A	150V	33ma	150v	33ma
X10-200	9V - 36V	1.3A - .33A	200V	50ma	-	-
X10-200/200	9V - 36V	1.3A - .33A	200V	25ma	200v	25ma
X10-300	9V - 36V	1.3A - .33A	300V	33ma	-	-
X10-300/300	9V - 36V	1.3A - .33A	300V	16ma	300v	16ma
X10-400	9V - 36V	1.3A - .33A	400V	25ma	-	-
X10-400/400	9V - 36V	1.3A - .33A	400V	12ma	400v	12ma
X10-500	9V - 36V	1.3A - .33A	500V	20ma	-	-
X10-500/500	9V - 36V	1.3A - .33A	500V	10ma	500v	10ma

- * 20-60 Vdc input add suffix /B
- * 36-72 Vdc input add suffix /C
- * RoHS Compliant add suffix /Y



10W HIGH VOLTAGE DC/DC CONVERTORS



Pin #	Single	Dual
1	- INPUT	- INPUT
2	On/Off	On/Off
3	+ INPUT	+ INPUT
4	No Pin	OUTPUT 2 +
5	No Pin	OUTPUT 2 -
6	OUTPUT 1 -	OUTPUT 1 -
7	OUTPUT 1 +	OUTPUT 1 +

*Dimensions are in Inches
[Metric equivalents in brackets]*

Data sheets are subject to change without notice