

CHE100W Series



Features:

- 100W Isolated Output
- Half-Brick Size, Six-Sided Shield Metal Case
- High Efficiency to 93%
- 4:1 Input Range, single output
- Regulated Outputs
- 250KHz Switching Frequency
- Continuous Short Circuit Protection
- Input under-voltage Protection
- Over Temperature/Voltage/Current Protection
- Remote ON/OFF
- Full Load Operation up to 60°C with Heat-sink M-C091 Natural Convection
- No Tantalum Capacitor Inside
- CE Mark Meets 2004/108/EC
- Safety Meets UL60950-1, EN60950-1, and IEC60950-1

CHE100W Specifications

MODEL NUMBER	INPUT VOLTAGE	OUTPUT VOLTAGE	OUTPUT CURRENT		INPUT CURRENT		% EFF.		CAPACITIVE LOAD MAX.
			MN.	MAX.	NO LOAD	FULL LOAD	(4)	(3)	
CHE100W-24S3V3	9-36VDC	3.3VDC	0mA	25A	200mA	3.94A	85.5	87	25000uF
CHE100W-24S05	9-36VDC	5VDC	0mA	20A	150mA	4.66A	88.5	89.5	20000uF
CHE100W-24S12	9-36VDC	12VDC	0mA	8.4A	200mA	4.62A	90	90.5	8400uF
CHE100W-24S15	9-36VDC	15VDC	0mA	6.7A	200mA	4.62A	89.5	90.5	6700uF
CHE100W-24S24	9-36VDC	24VDC	0mA	4.2A	100mA	4.76A	88.5	89	4200uF ⁽²⁾
CHE100W-24S48	9-36VDC	48VDC	0mA	2.1A	100mA	4.76A	89.5	88.5	2100uF ⁽²⁾
CHE100W-48S3V3	18-75VDC	3.3VDC	0mA	25A	130mA	1.96A	87.5	88	2500uF
CHE100W-48S05	18-75VDC	5VDC	0mA	20A	130mA	2.28A	91.5	92	20000uF
CHE100W-48S12	18-75VDC	12VDC	0mA	8.4A	100mA	2.26A	92.5	93	8400uF
CHE100W-48S15	18-75VDC	15VDC	0mA	6.7A	100mA	2.26A	91.5	92.5	6700uF
CHE100W-48S24	18-75VDC	24VDC	0mA	4.2A	100mA	2.32A	91	91	4200uF ⁽²⁾
CHE100W-48S48	18-75VDC	48VDC	0mA	2.1A	100mA	2.32A	91.5	90.5	2100uF ⁽²⁾
CHE100-24S24	18-36VDC	24 VDC	0mA	4.2A	100mA	4.57A	-	92	4200uF ⁽²⁾

- Note:
1. Nominal input voltage 24, 48VDC
 2. Requires a 10uF aluminum capacitor connected between +vout and -Vout for 24 & 48Vout models
 3. Measured at nominal input voltage
 4. Measured at 12VDC for 24SXX, 24VDC for 48SXX

SPECIFICATIONS

INPUT SPECIFICATIONS:

Input Voltage Range	24V	9-36V
	48V	18-75V
Input Surge Voltage (100ms max.)	24V	50Vdc max.
	48V	100Vdc max.
Under voltage lockout	24Vin power up	8.8V
	24Vin power down	8.0V
	CHE100-24S24/48Vin power up	17V
	CHE100-24S24/48Vin power down	16V
Positive Logic Remote ON/OFF (see note 4 & 5)		
Input Filter		PI Type

OUTPUT SPECIFICATIONS:

Voltage Accuracy:	±1.5% max.
Transient Response:25% Step Load Change	<500u sec.
External Trim Adj. Range	±10%
Ripple & Noise, 20MHz BW	
3.3V & 5V	40mV RMS, 100mV pk-pk max.
12V & 15V	60mV RMS, 120mV pk-pk max.
24V	100mV RMS, 240mV pk-pk max.
48V	200mV RMS, 480mV pk-pk max.
Temperature Coefficient	±0.03%/°C
Short Circuit Protection	Continuous
Line Regulation (note 1)	±0.2% max.
Load Regulation (note 2)	±0.2% max.
Over Voltage Protection trip Range, % Vo nom.	115-140%
Current Limit	110% ~140% Nominal Output
Start up time	10ms typ.

GENERAL SPECIFICATIONS:

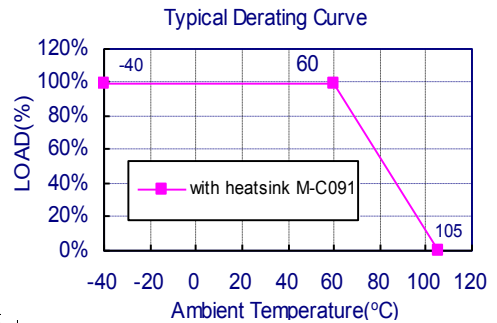
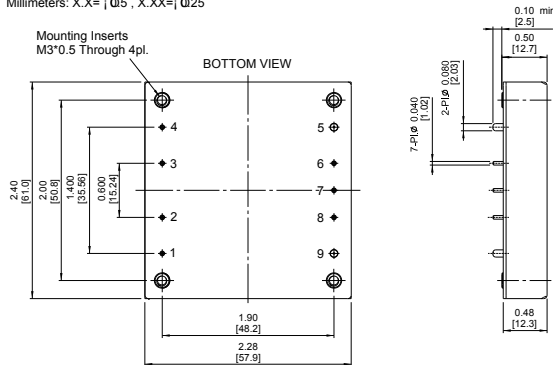
Efficiency	See Table
Isolation Voltage	Input/Output 1500VDC min.
	Input/Case, Output/Case 1500VDC min.
Isolation Resistance	10 ⁷ ohm min.
Isolation Capacitance	1000pF typ.
Switching Frequency	250KHz typ.
Operating Case Temperature	-40°C to 105°C
Storage Temperature	-55°C to +105°C
Thermal Shutdown, Case Temperature	110°C typ.
Humidity	95% RH max. Non condensing
MTBF	MIL-STD-217F, GB, 25°C, Full Load T.B.D. hrs
Dimensions	2.28x2.40x0.50 inches (57.9x61.0x12.7 mm)
Case Material	Aluminum with Non-Conducted Base
Weight	95 g

NOTE:

1. Measured from high line to low line.
2. Measured from full load to zero load.
3. Output ripple and noise measured with 10uF tantalum and 1uF ceramic capacitor across output.
(24V & 48V:10uF aluminum and 1uF ceramic capacitor across output.)
4. Logic compatibility open collector refer to -Vin
 Module on >3.5Vdc to 75Vdc or open circuit
 Module off < 1.2Vdc
5. Suffix "N" to the model number with negative logic remote on/off
 Module on < 1.2Vdc
 Module off >3.5Vdc to 75Vdc or open circuit

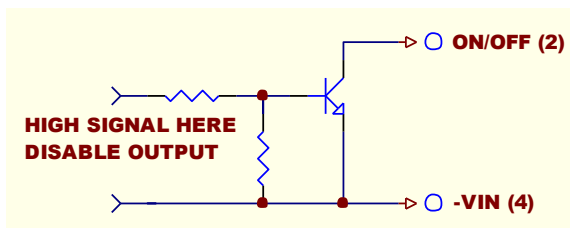
CASE HB

All Dimensions In Inches(mm)
 Tolerances Inches: X.XX= ±0.02, X.XXX= ±0.010
 Millimeters: X.X= ±0.5, X.XX= ±0.25

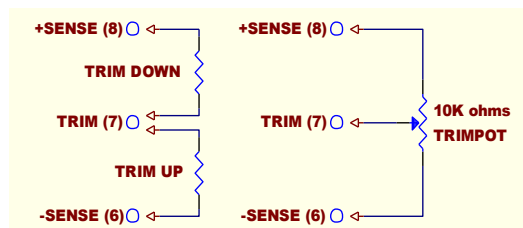


Pin	Function
1	+Vin
2	ON/OFF
3	CASE
4	-Vin
5	-Vout
6	-Sense
7	Trim
8	+Sense
9	+Vout

REMOTE ON/OFF CONTROL



EXTERNAL OUTPUT TRIM



All specifications typical at nominal line, full load and 25°C unless otherwise noted.

Data sheets are subject to change without notice, please check with our sales office before ordering
 Rev 24.10.2012 V11