

Power DomiLED[™]

With its significant power in terms brightness, viewing angle and variety of application possibilities, Power DomiLED[™] truly is a standout performer! Ideal for automotive interior lighting as well as home, office and industrial applications, it is also a proven performer in electronic signs and signals.



Features:

- > High brightness surface mount LED.
- > 120° viewing angle.
- > Small package outline (LxWxH) of 3.2 x 2.8 x 1.8mm.
- > Qualified according to JEDEC moisture sensitivity Level 2.
- > Compatible to IR reflow soldering.
- > Environmental friendly; RoHS compliance.



Applications:

- > Automotive: interior applications, eg: switches, telematics, climate control system, dashboard, etc.
exterior applications, eg: signal lighting, Center High Mounted Stop Light (CHMSL),
- > Display: full color display video notice board.
- > Industry: white goods (eg: Oven, microwave, etc.).
- > Lighting: architecture lighting, general lighting, garden light, etc



Optical Characteristics (Tj=25°C)

Part Ordering Number	Color	Viewing Angle °	Total Flux IF=30mA, mlm (typ)	Luminous Intensity @ IF = 30mA IV (mcd)		
				Min.	Typ.	Max.
DWW-LJG-W2X-1	White	120	7000	1400.0	2240.0	2850.0

NOTE

1. All part number above comes in a quantity of 2000 units per reel.
2. Luminous intensity is measured with an accuracy of ± 11%.
3. Wavelength binning is carried for all units as per the wavelength-binning table. Only one wavelength group is allowed for each reel.
4. InGaN wavelength is very sensitive to drive current. Operating at lower current is not recommended and may yield unpredictable performance. Current pulsing should be used for dimming purposes.

Electrical Characteristics at Tj=25°C

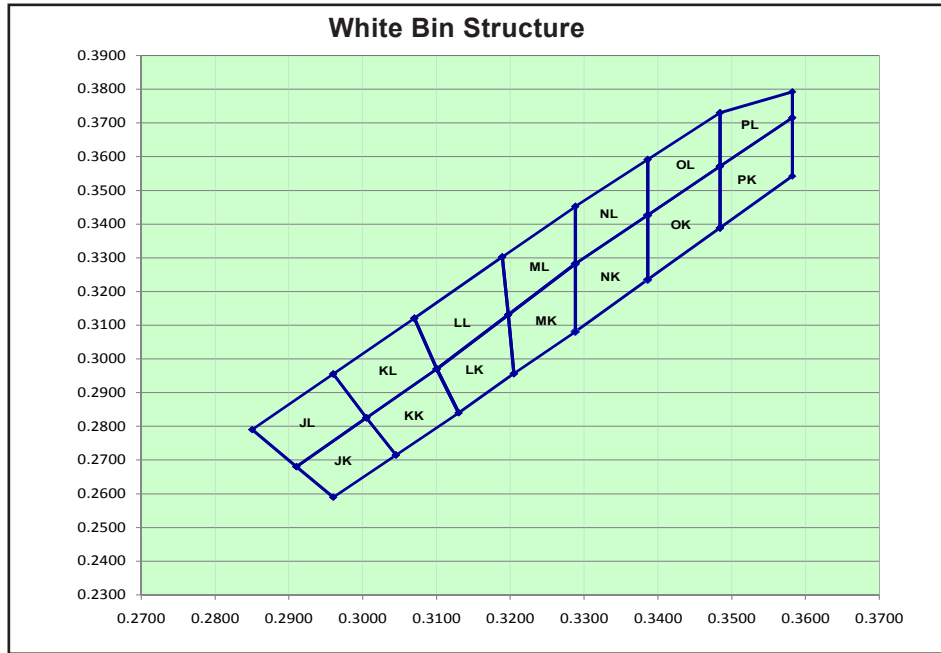
Part Number	Vf @ If = 30mA			Vr @ Ir = 10uA
	Min. (V)	Typ. (V)	Max. (V)	Min. (V)
DWW-LJG	3.0	3.4	3.8	5

Forward voltages, Vf is measured with an accuracy of ± 0.1V.

Absolute Maximum Ratings

	Maximum Value	Unit
DC forward current	50	mA
Peak pulse current; (tp ≤ 10µs, Duty cycle = 0.005)	300	mA
Reverse voltage; Ir (max) = 10µA	5	V
ESD threshold (HBM)	2000	V
LED junction temperature	125	°C
Operating temperature	-40 ... +110	°C
Storage temperature	-40 ... +110	°C
Power dissipation (at room temperature)	200	mW
Thermal resistance		
- Junction / ambient, Rth JA	300	K/W
- Junction / solder point, Rth JS	130	K/W
(Mounting on FR4 PCB, pad size ≥ 16 mm ² per pad)		

DWW, White Color Grouping



Chromaticity coordinate groups are measured with an accuracy of ± 0.01 .

Bin		1	2	3	4
JK	Cx	0.2960	0.2910	0.3005	0.3045
	Cy	0.2590	0.2680	0.2825	0.2715
JL	Cx	0.291	0.2850	0.2960	0.3005
	Cy	0.2680	0.2790	0.2955	0.2825
KK	Cx	0.3045	0.3005	0.3100	0.3130
	Cy	0.2715	0.2825	0.2970	0.2840
KL	Cx	0.3005	0.2960	0.3070	0.3100
	Cy	0.2825	0.2955	0.3120	0.2970
NK	Cx	0.3288	0.3288	0.3386	0.3386
	Cy	0.3081	0.3282	0.3426	0.3235
NL	Cx	0.3288	0.3288	0.3386	0.3386
	Cy	0.3282	0.3453	0.3591	0.3426
OK	Cx	0.3386	0.3386	0.3484	0.3484
	Cy	0.3235	0.3426	0.3571	0.3388
OL	Cx	0.3386	0.3386	0.3484	0.3484
	Cy	0.3426	0.3591	0.3730	0.3571
LK	Cx	0.3100	0.3197	0.3205	0.3130
	Cy	0.2970	0.3131	0.2956	0.2840
LL	Cx	0.3070	0.3189	0.3197	0.3100
	Cy	0.3120	0.3302	0.3131	0.2970
MK	Cx	0.3197	0.3288	0.3288	0.3205
	Cy	0.3131	0.3282	0.3081	0.2956
ML	Cx	0.3189	0.3288	0.3288	0.3197
	Cy	0.3302	0.3452	0.3282	0.3131
PK	Cx	0.3484	0.3484	0.3582	0.3582
	Cy	0.3388	0.3571	0.3715	0.3542
PL	Cx	0.3484	0.3484	0.3582	0.3582
	Cy	0.3571	0.3730	0.3792	0.3715

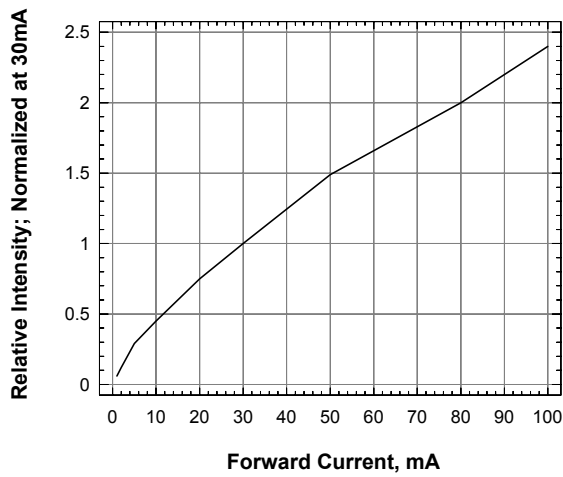
InGaN wavelength is very sensitive to drive current. Operating at lower current is not recommended and may yield unpredictable performance. Current pulsing should be used for dimming purposes.

Luminous Intensity Group at Tj=25°C

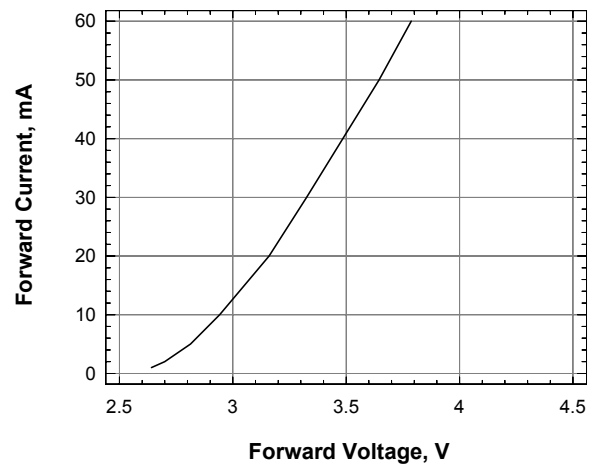
Brightness Group	Luminous Intensity IV (mcd)
W2	1400.0...1800.0
X1	1800.0...2240.0
X2	2240.0...2850.0

Luminous intensity is measured with an accuracy of $\pm 11\%$.

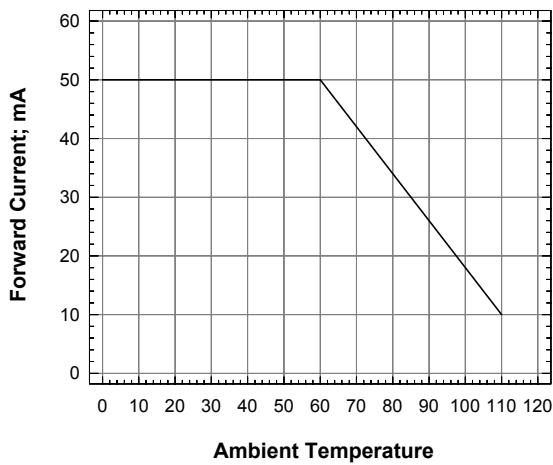
Relative Intensity Vs Forward Current



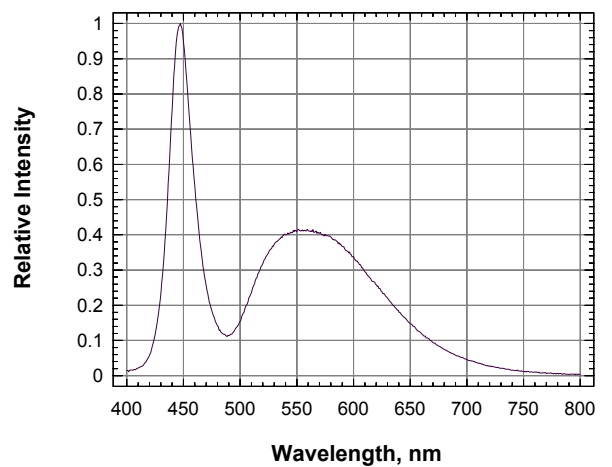
Forward Current Vs Forward Voltage



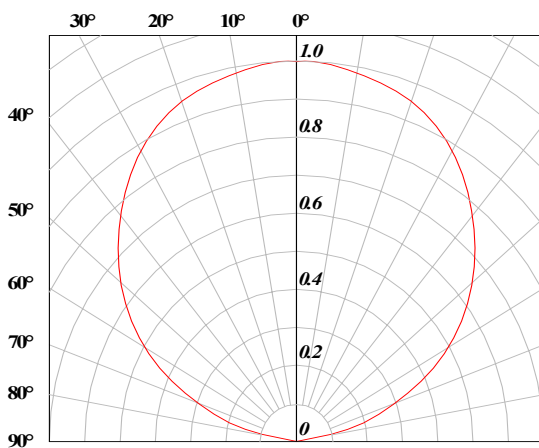
Forward Current Vs Ambient Temperature



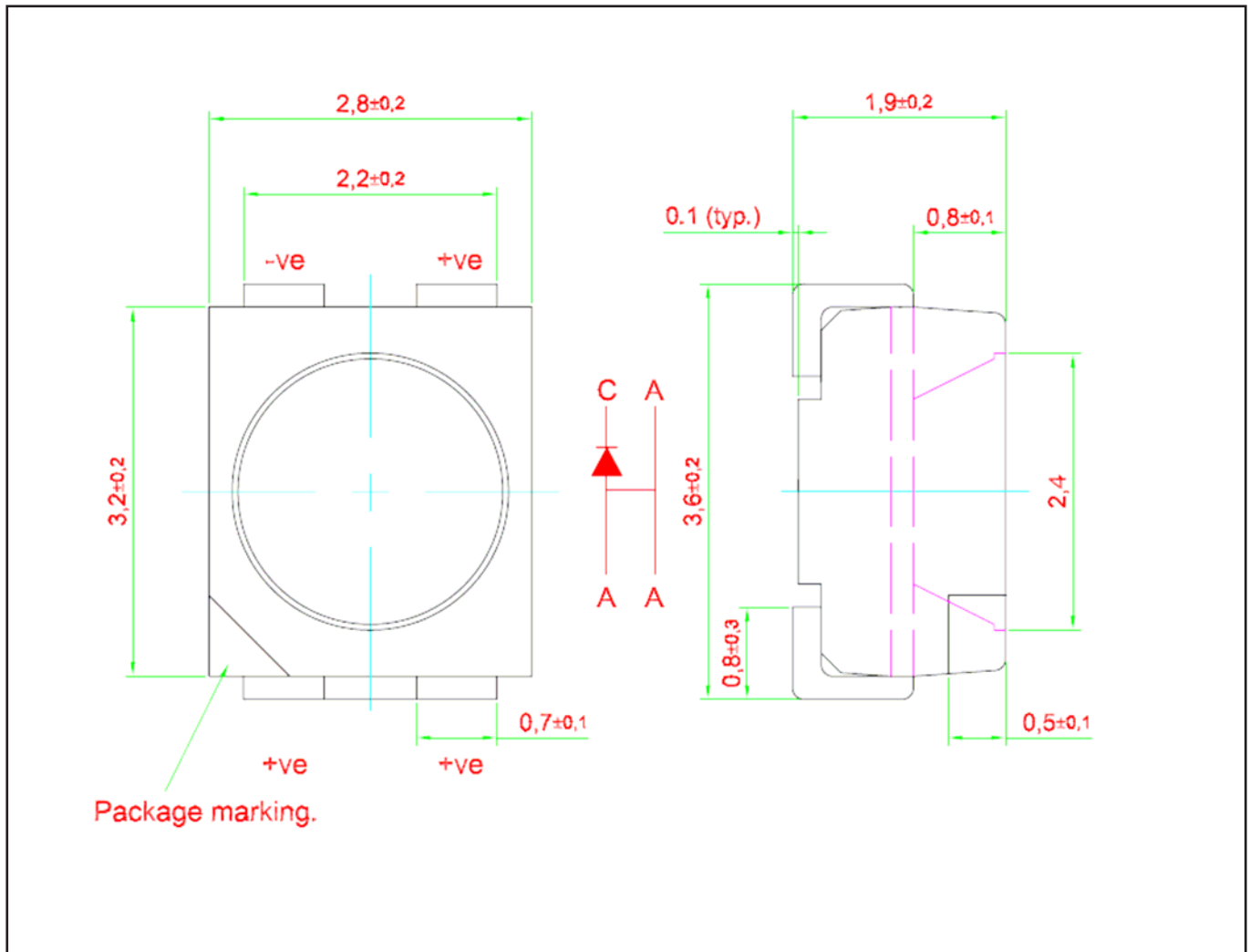
Relative Intensity Vs Wavelength



Radiation Pattern



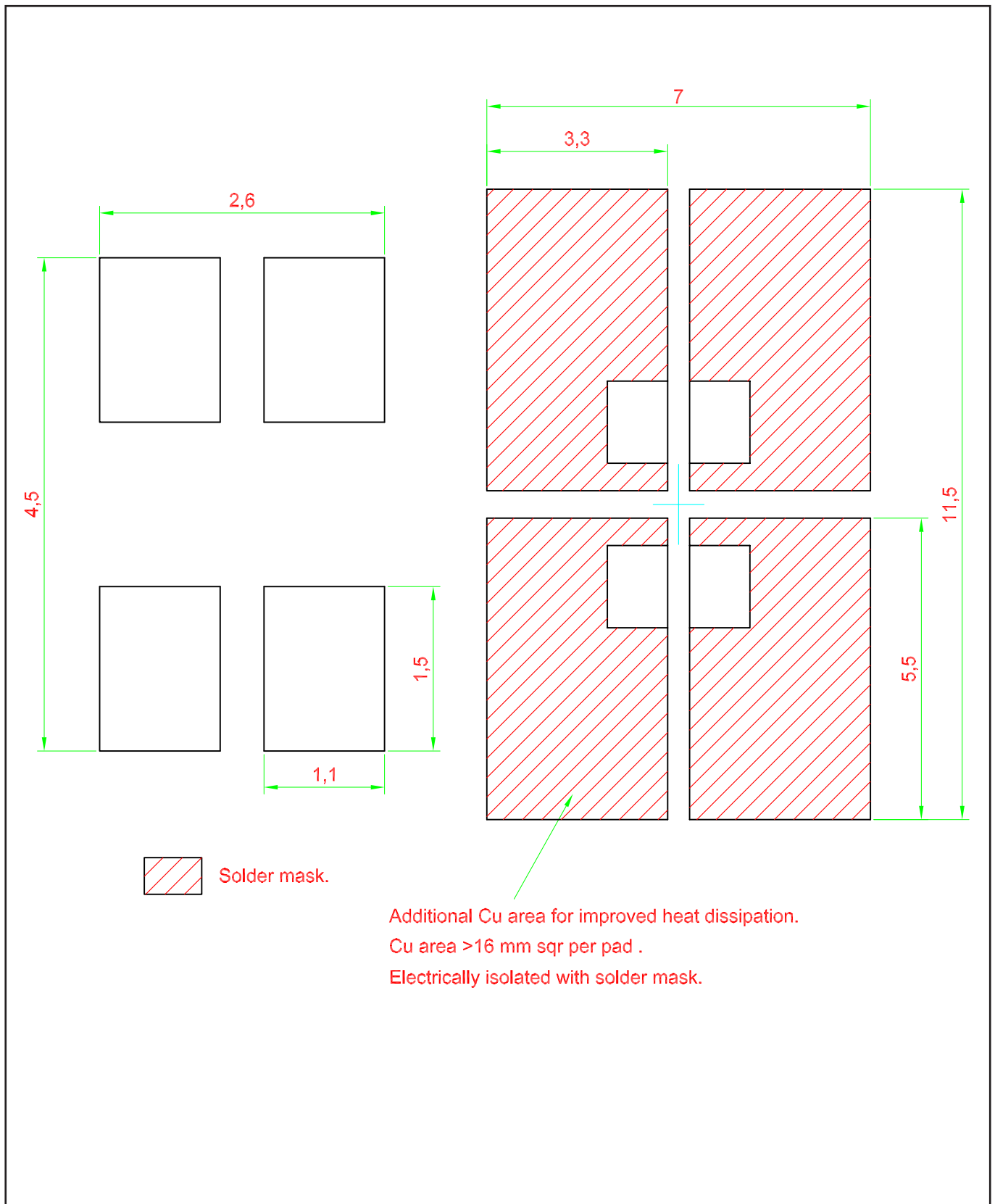
Power DomiLED™ • InGaN White : DWW-LJG Package Outlines



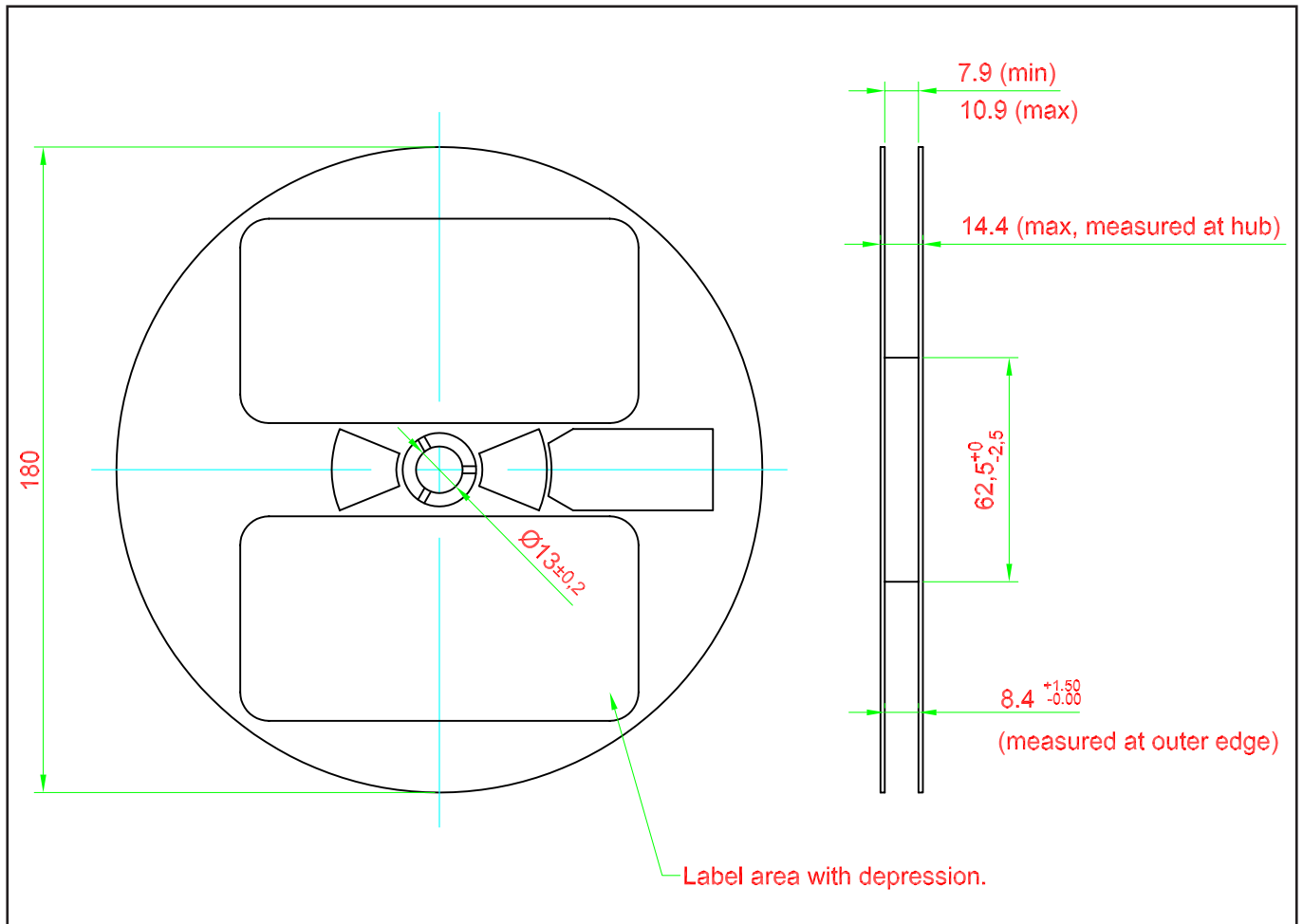
Material

Material	
Lead-frame	Cu Alloy With Ag Plating
Package	High Temperature Resistant Plastic, PPA
Encapsulant	Silicone Resin
Soldering Leads	Sn-Sn Plating

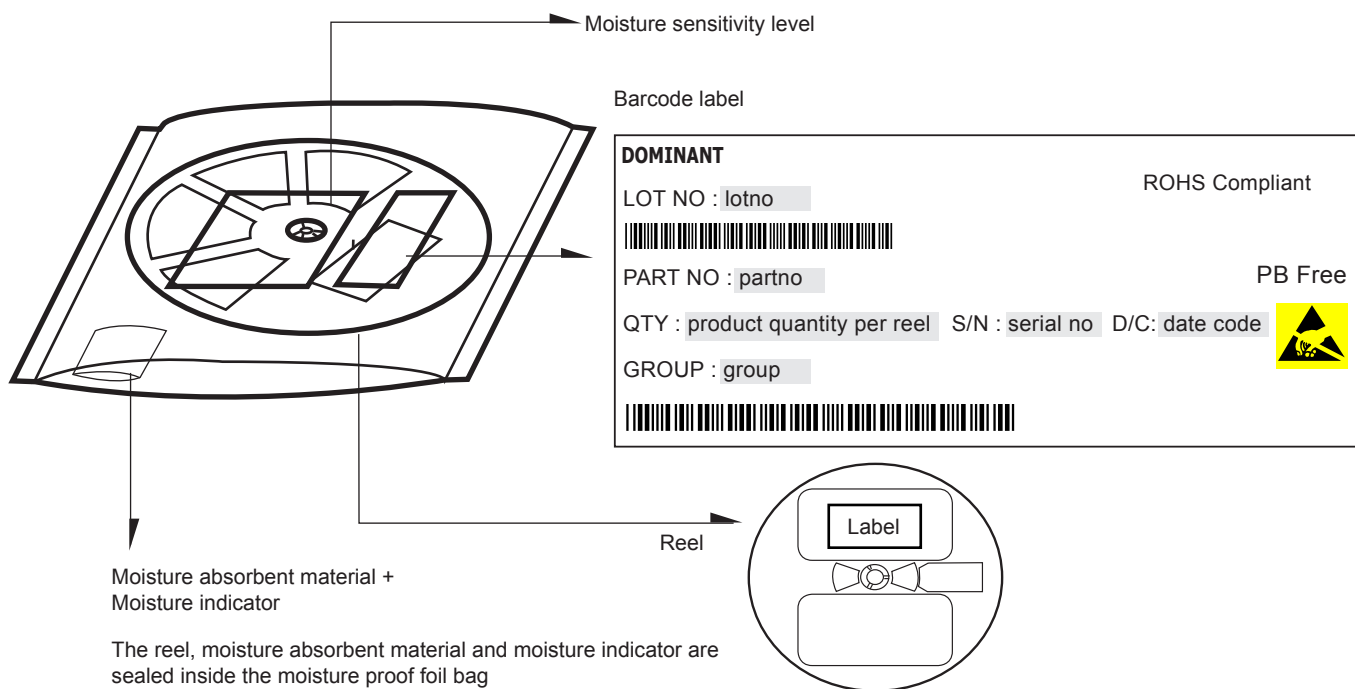
Recommended Solder Pad



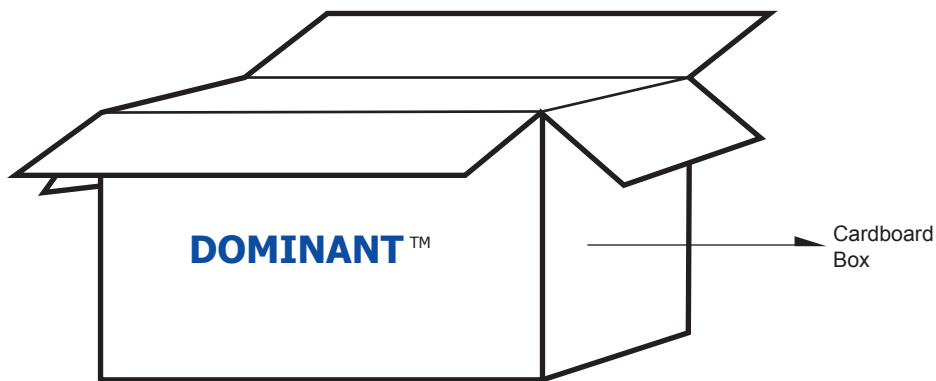
Packaging Specification



Packaging Specification



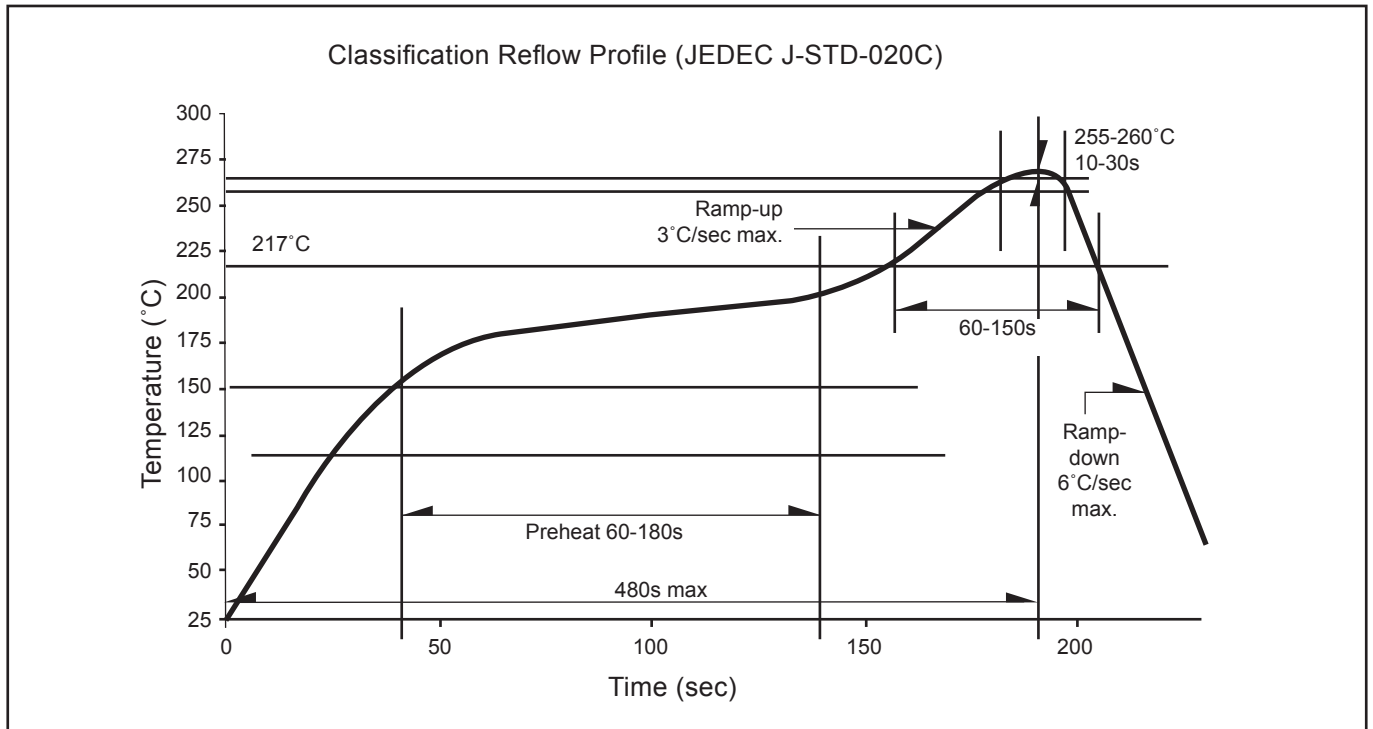
	Average 1pc Power DomiLED	1 completed bag (2000pcs)
Weight (gram)	0.034	190 ± 10



For Power DomiLED™

Cardboard Box Size	Dimensions (mm)	Empty Box Weight (kg)	Reel / Box	Quantity / Box (pcs)
Small	300 x 250 x 250	0.58	15 reels MAX	30,000 MAX
Large	416 x 516 x 476	1.74	96 reels MAX	192,000 MAX

Recommended Pb-free Soldering Profile



Revision History

Page	Subjects	Date of Modification
-	Initial Release	05 Apr 2012
2	Update Thermal Resistance	13 Mar 2013
2	Update Operating Temperature and Storage Temperature	19 Aug 2013

NOTE

All the information contained in this document is considered to be reliable at the time of publishing. However, DOMINANT Opto Technologies does not assume any liability arising out of the application or use of any product described herein.

DOMINANT Opto Technologies reserves the right to make changes to any products in order to improve reliability, function or design.

DOMINANT Opto Technologies products are not authorized for use as critical components in life support devices or systems without the express written approval from the Managing Director of DOMINANT Opto Technologies.

About Us

DOMINANT Opto Technologies is a dynamic Malaysian Corporation that is among the world's leading SMT LED Manufacturers. An excellence – driven organization, it offers a comprehensive product range for diverse industries and applications. Featuring an internationally certified quality assurance acclaim, DOMINANT's extra bright LEDs are perfectly suited for various lighting applications in the automotive, consumer and communications as well as industrial sectors. With extensive industry experience and relentless pursuit of innovation, DOMINANT's state-of-art manufacturing, research and testing capabilities have become a trusted and reliable brand across the globe. More information about DOMINANT Opto Technologies can be found on the Internet at <http://www.dominant-semi.com>.

Please contact us for more information:

DOMINANT Opto Technologies Sdn. Bhd
Lot 6, Batu Berendam, FTZ Phase III, 75350 Melaka, Malaysia.
Tel: +606 283 3566 Fax: +606 283 0566
E-mail: sales@dominant-semi.com

