

Power DomiLED™

With its significant power in terms brightness, viewing angle and variety of application possibilities, Power DomiLED™ truly is a standout performer! Ideal for automotive interior lighting as well as home, office and industrial applications, it is also a proven performer in electronic signs and signals.



Features:

- > High brightness surface mount LED.
- > 120° viewing angle.
- > Small package outline (LxWxH) of 3.2 x 2.8 x 1.8mm.
- > Qualified according to JEDEC moisture sensitivity Level 2.
- > Compatible to IR reflow soldering.
- > Environmental friendly; RoHS compliance.



Applications:

- > Automotive: interior applications, eg: switches, telematics, climate control system, dashboard, etc.
exterior applications, eg: signal lighting, Center High Mounted Stop Light (CHMSL),
- > Display: full color display video notice board.
- > Industry: white goods (eg: Oven, microwave, etc.).
- > Lighting: architecture lighting, general lighting, garden light, etc



Optical Characteristics (Tj=25°C)

Part Ordering Number	Color	Viewing Angle°	Luminous Intensity @ 30mA IV (mcd)		
			Min.	Typ.	Max.
DWT-LJG-WX2-1	True Green; 525nm	120	1125.0	1800.0	2850.0
DWB-LJG-T2V1-1	Blue; 470nm	120	355.0	560.0	900.0

NOTE

1. All part number above comes in a quantity of 2000 units per reel.
2. Luminous intensity is measured with an accuracy of $\pm 11\%$.
3. Wavelength binning is carried for all units as per the wavelength-binning table. Only one wavelength group is allowed for each reel.
4. InGaN wavelength is very sensitive to drive current. Operating at lower current is not recommended and may yield unpredictable performance. Current pulsing should be used for dimming purposes.

Electrical Characteristics at Tj=25°C

Part Number	Min. (V)	Vf @ If = 30mA		Vr @ Ir = 10uA	
		Typ. (V)	Max. (V)	Min. (V)	
DWx-LJG	3.00	3.30	4.00	5	

Forward voltages are measure using a current pulse of 1 ms and with an accuracy of $\pm 0.1V$.

Absolute Maximum Ratings

	Maximum Value	Unit
DC forward current	50	mA
Peak pulse current; (tp \leq 10 μ s, Duty cycle = 0.005)	100	mA
Reverse voltage; Ir (max) = 10 μ A	5	V
ESD threshold (HBM)	2000	V
LED junction temperature	125	°C
Operating temperature	-40 ... +110	°C
Storage temperature	-40 ... +110	°C
Power dissipation (at room temperature)	200	mW

Wavelength Grouping at Tj=25°C

Color	Group	Wavelength distribution (nm)
DWT; True Green	Full	520 - 535
	A	520 - 525
	B	525 - 530
	C	530 - 535
DWB; Blue	Full	460 - 475
	A0	460 - 465
	A	465 - 470
	B	470 - 475

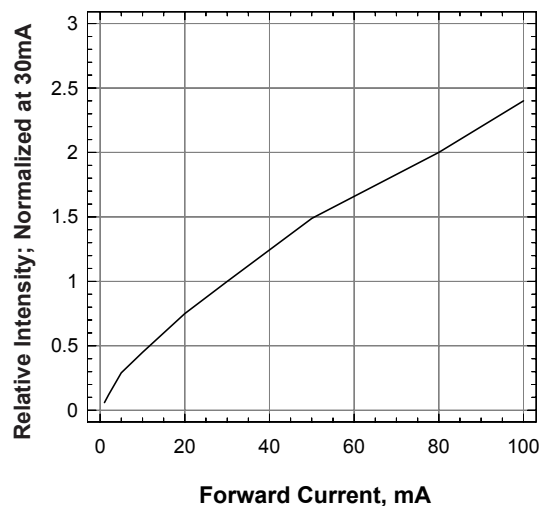
Dominant wavelength is measured with an accuracy of ± 1 nm.

Luminous Intensity Group at Tj=25°C

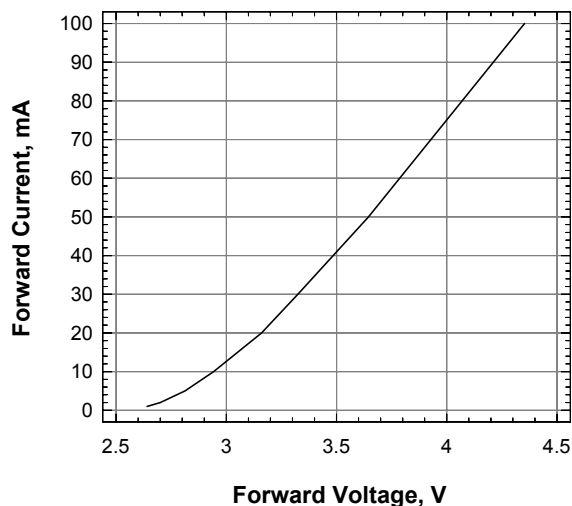
Brightness Group	Luminous Intensity IV (mcd)
T2	355.0 ... 450.0
U1	450.0 ... 560.0
U2	560.0 ... 715.0
V1	715.0 ... 900.0
W1	1125.0 ... 1400.0
W2	1400.0 ... 1800.0
X1	1800.0 ... 2240.0
X2	2240.0 ... 2850.0

Luminous intensity is measured with an accuracy of $\pm 11\%$.

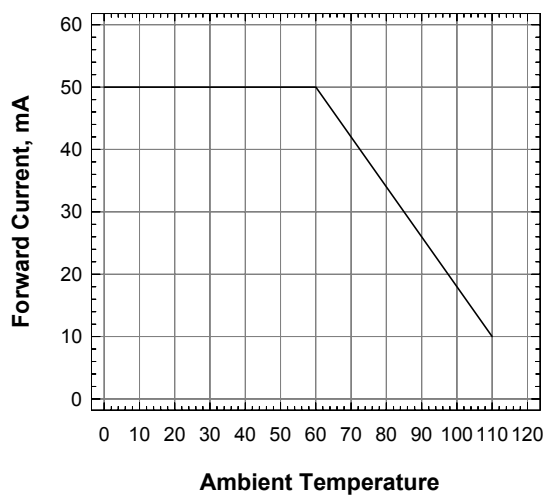
Relative Intensity Vs Forward Current



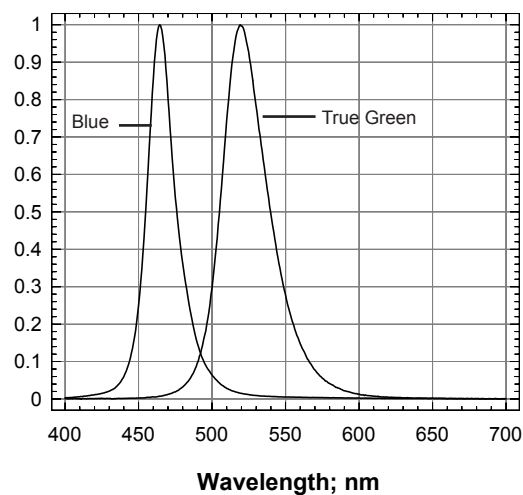
Forward Current Vs Forward Voltage



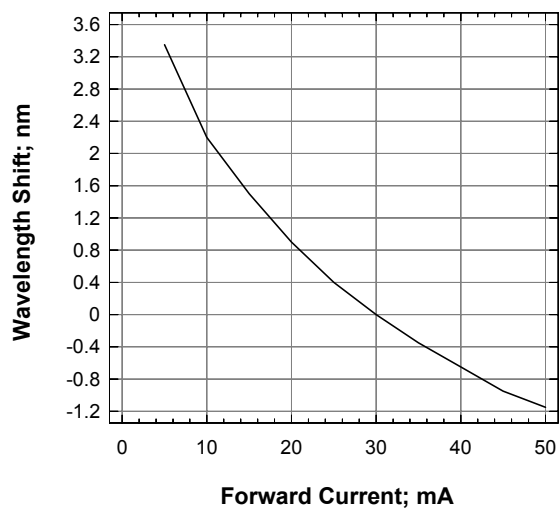
Maximum Current Vs Temperature



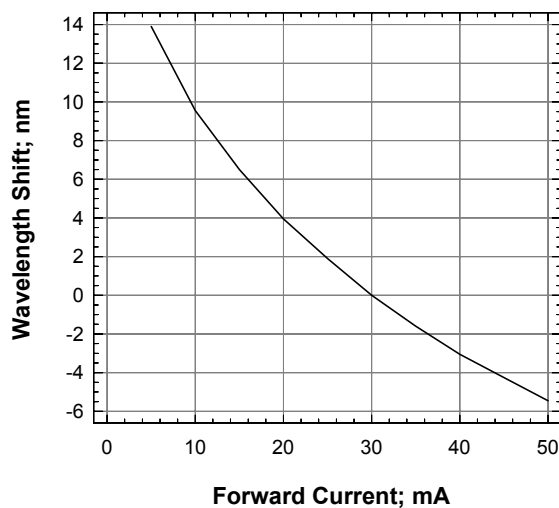
Relative Intensity vs Wavelength



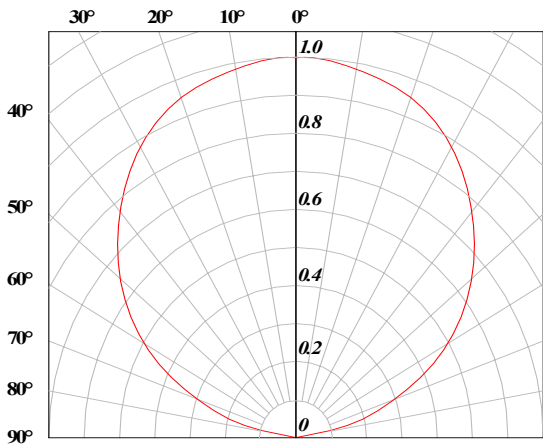
Wavelength Shift vs Forward Current (True Green)



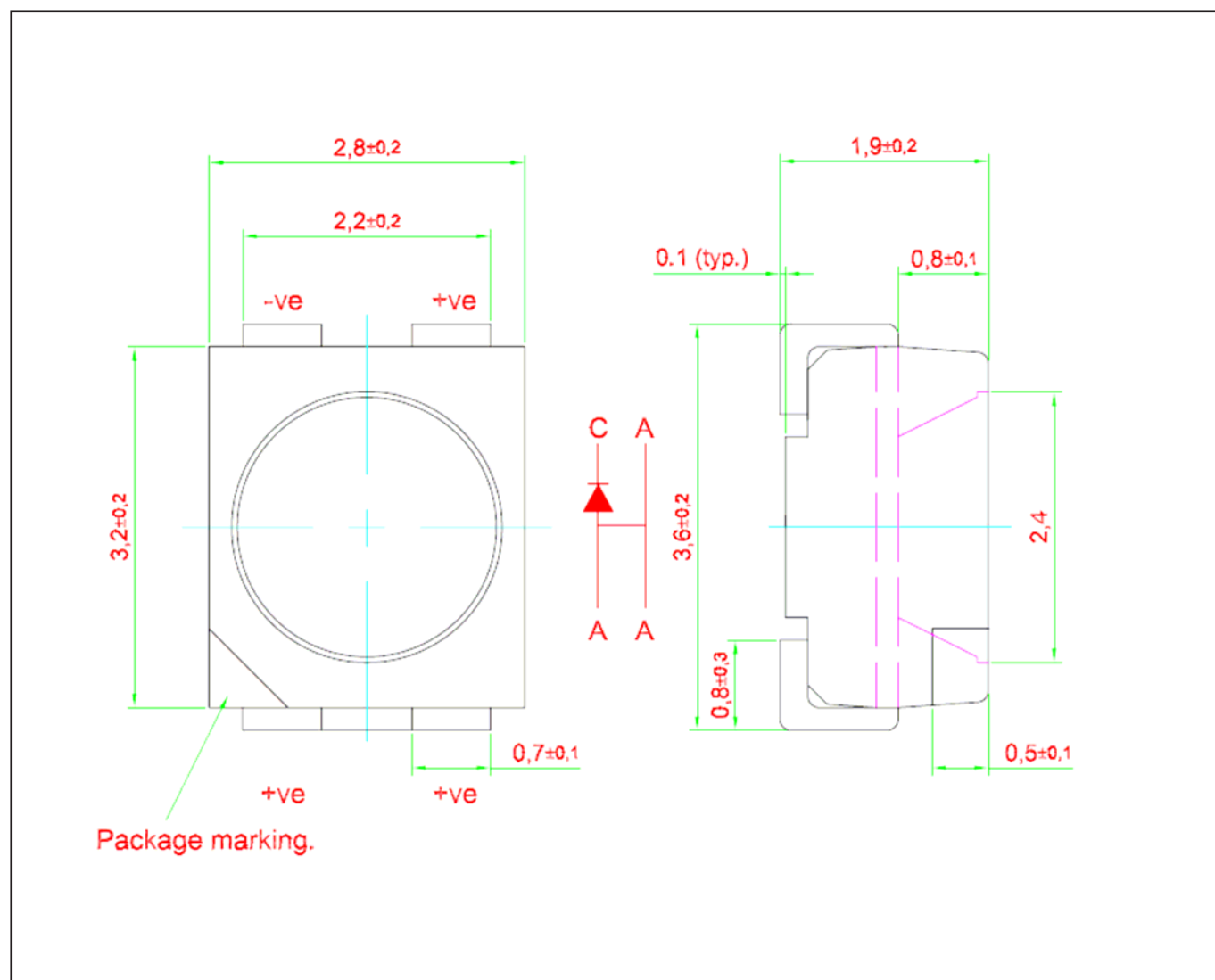
Wavelength Shift vs Forward Current (Blue)



Radiation Pattern



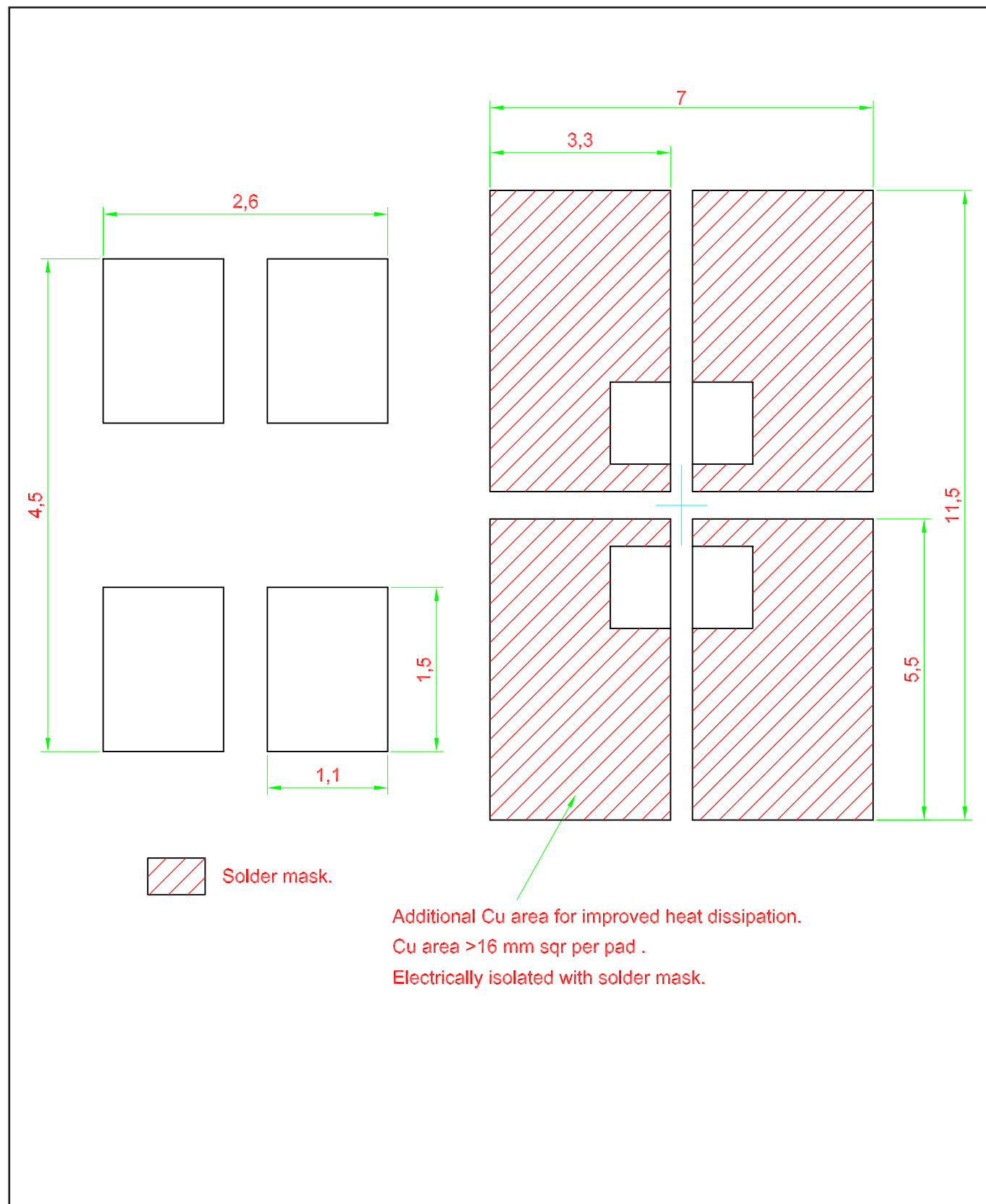
Power DomiLED™ • InGaN : DWx-LJG Package Outlines



Material

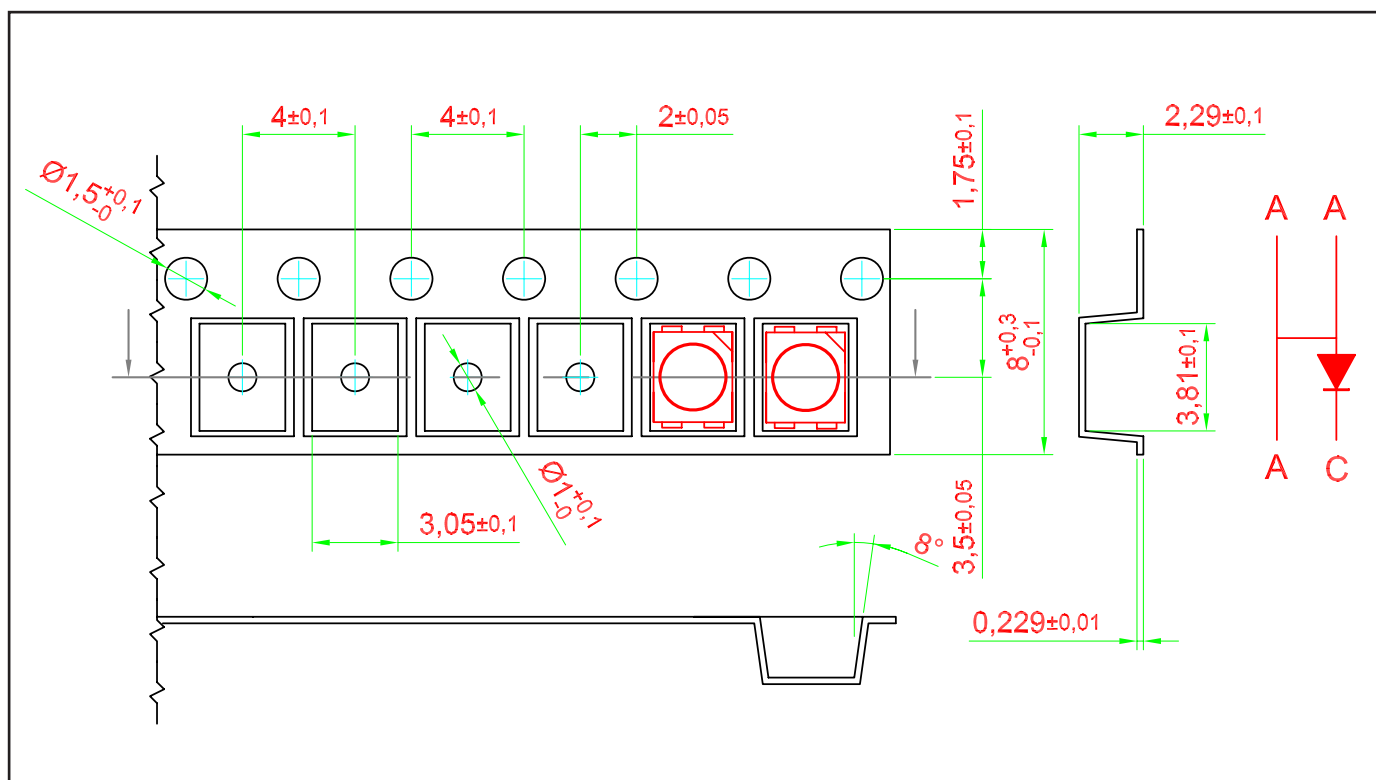
Material	
Lead-frame	Cu Alloy With Ag Plating
Package	High Temperature Resistant Plastic, PPA
Encapsulant	Silicone Resin
Soldering Leads	Sn-Sn Plating

Recommended Solder Pad



Taping and orientation

- Reels come in quantity of 2000 units.
- Reel diameter is 180 mm.

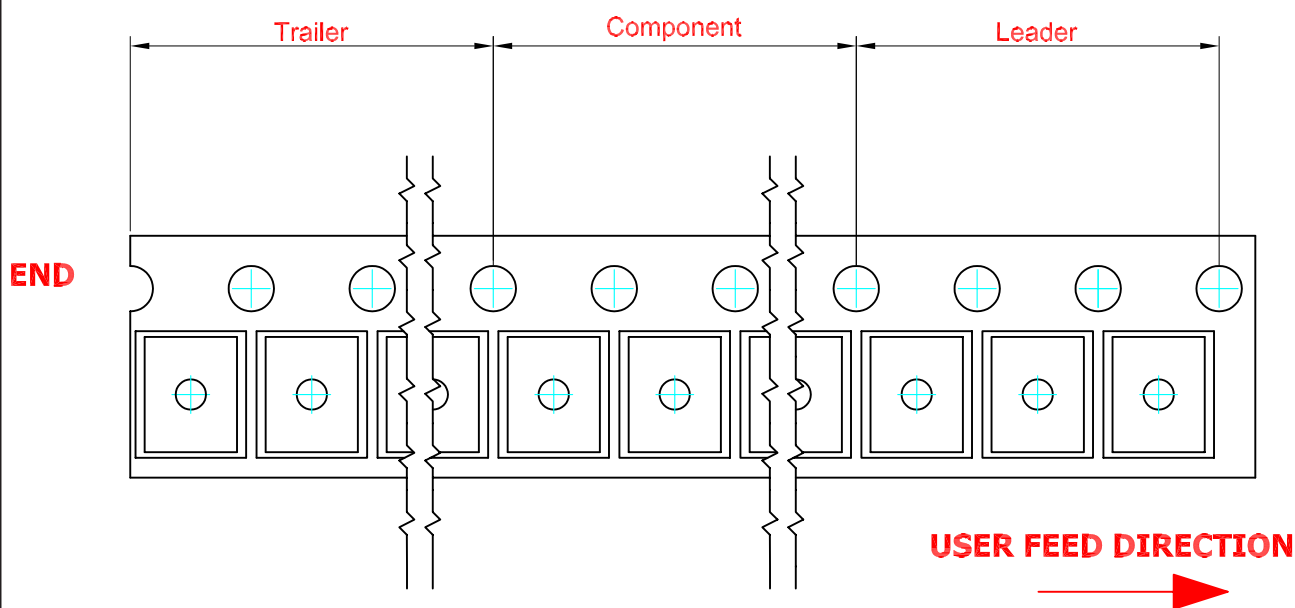


200 mm min. for $\varnothing 180$ reel.

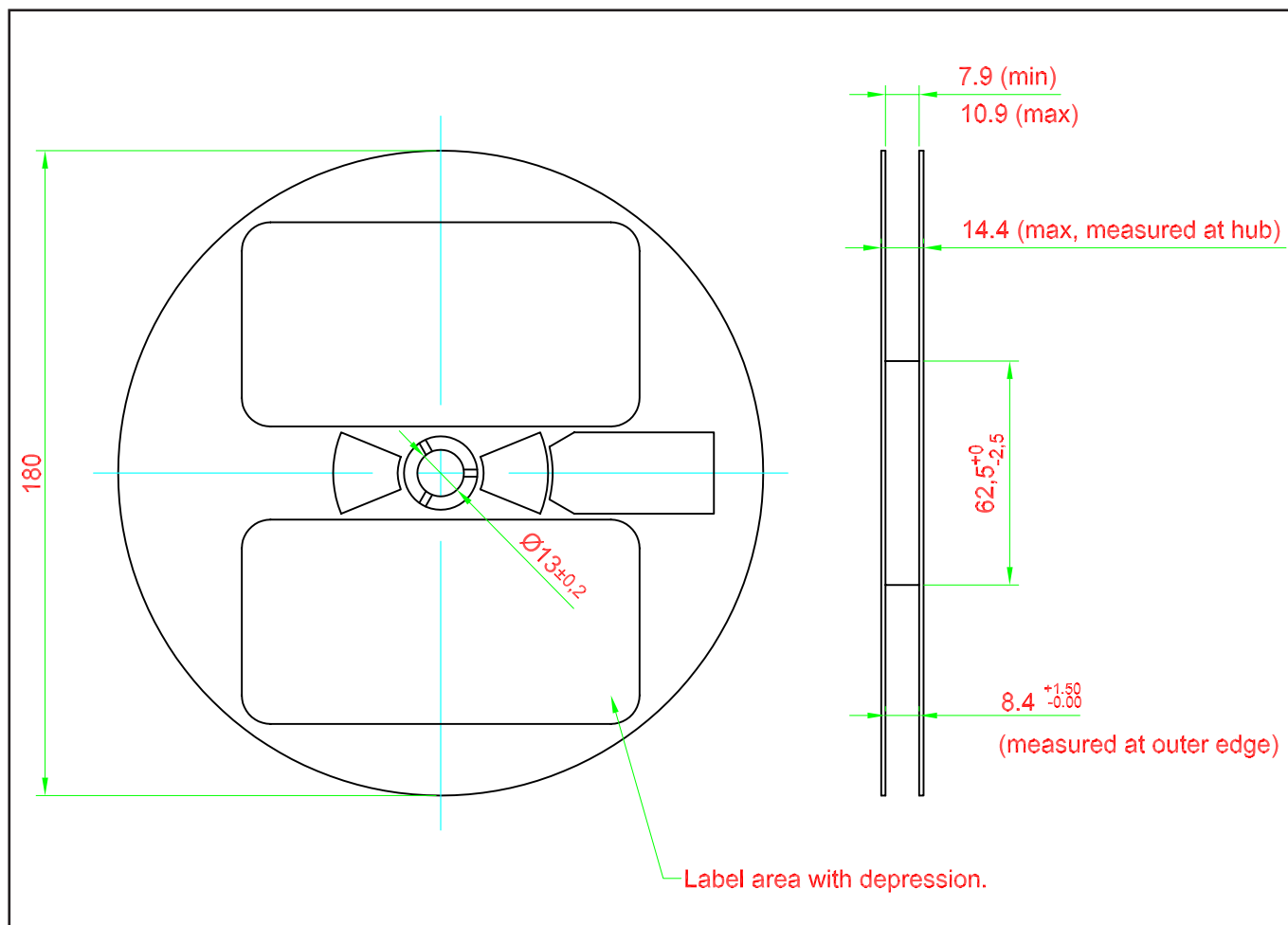
480 mm min. for $\varnothing 180$ reel.

200 mm min. for $\varnothing 330$ reel.

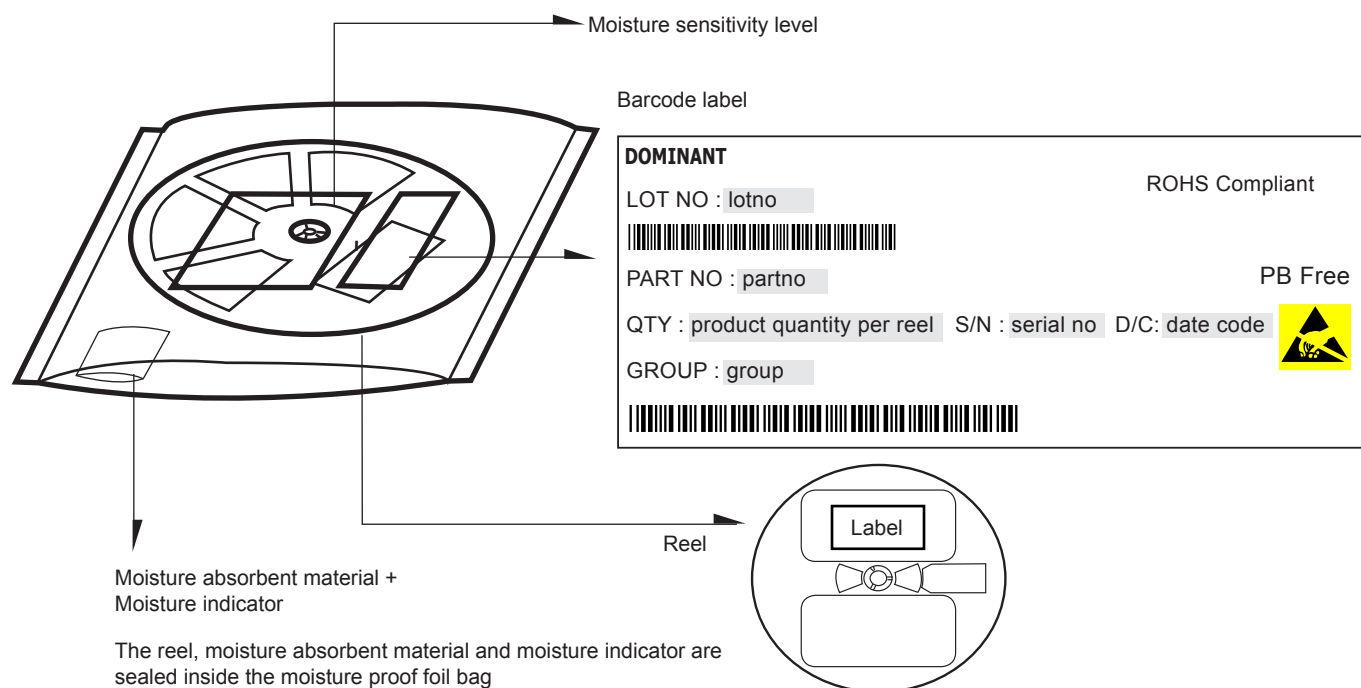
960 mm min. for $\varnothing 330$ reel.



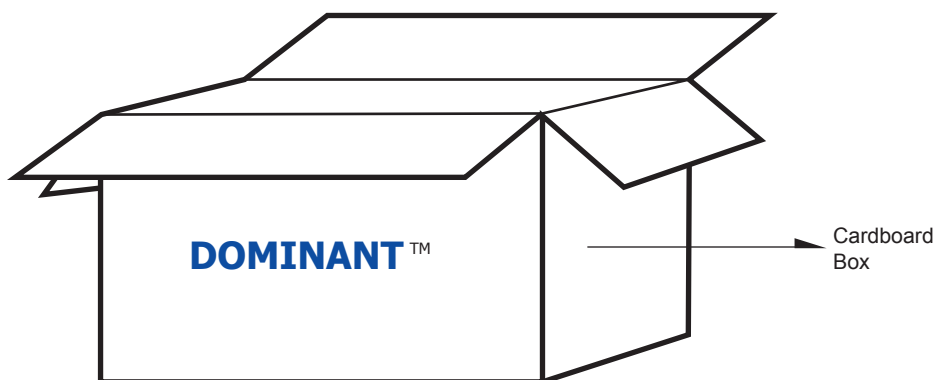
Packaging Specification



Packaging Specification



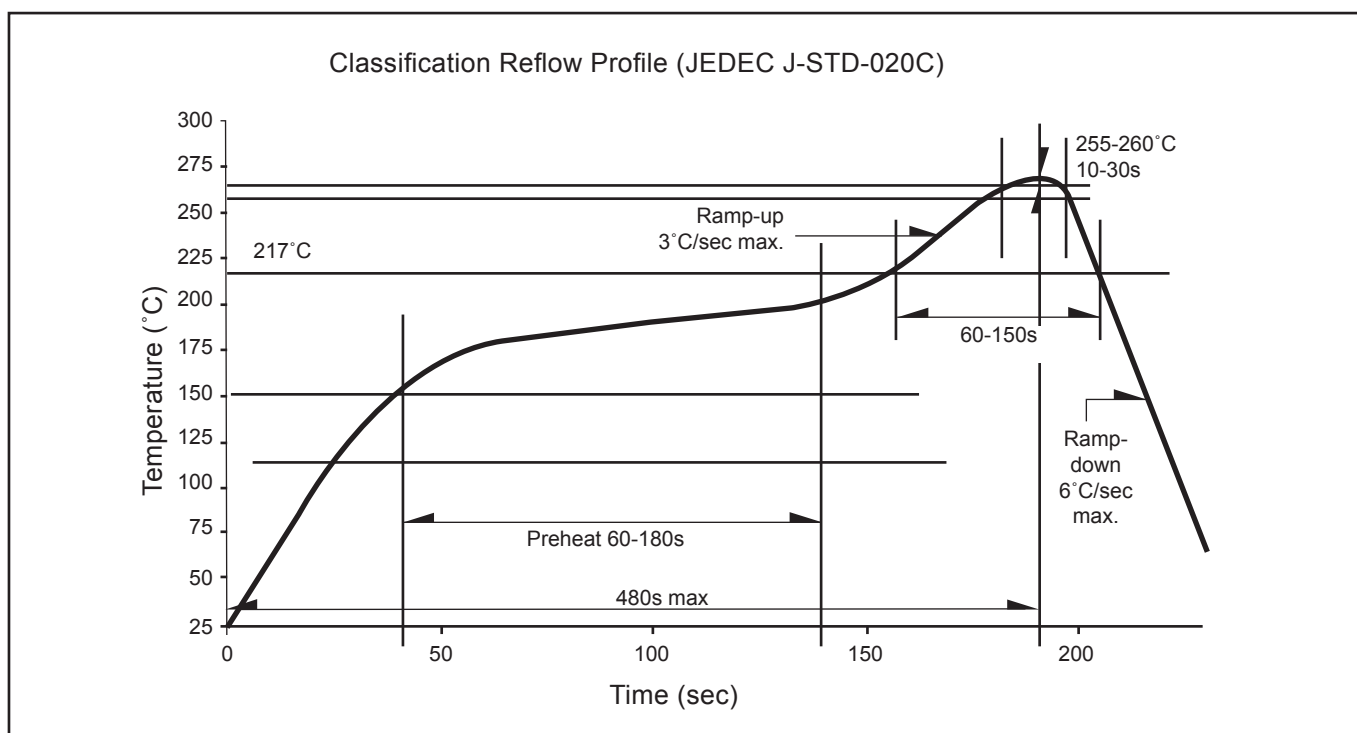
	Average 1pc Power DomiLED	1 completed bag (2000pcs)
Weight (gram)	0.034	190 ± 10



For Power DomiLED™

Cardboard Box Size	Dimensions (mm)	Empty Box Weight (kg)	Reel / Box	Quantity / Box (pcs)
Small	300 x 250 x 250	0.58	15 reels MAX	30,000 MAX
Large	416 x 516 x 476	1.74	96 reels MAX	192,000 MAX

Recommended Pb-free Soldering Profile



Revision History

Page	Subjects	Date of Modification
-	Initial Release	22 Mar 2010
3	Typo error on IV group: V2 --> V1	06 Sep 2010
4	Typo error on graph: Relative Intensity Vs Forward Current Update Operating Temperature and Storage Temperature	19 Aug 2013

NOTE

All the information contained in this document is considered to be reliable at the time of publishing. However, DOMINANT Opto Technologies does not assume any liability arising out of the application or use of any product described herein.

DOMINANT Opto Technologies reserves the right to make changes to any products in order to improve reliability, function or design.


DOMINANT Opto Technologies products are not authorized for use as critical components in life support devices or systems without the express written approval from the Managing Director of DOMINANT Opto Technologies.

About Us

DOMINANT Opto Technologies is a dynamic Malaysian Corporation that is among the world's leading SMT LED Manufacturers. An excellence – driven organization, it offers a comprehensive product range for diverse industries and applications. Featuring an internationally certified quality assurance acclaim, DOMINANT's extra bright LEDs are perfectly suited for various lighting applications in the automotive, consumer and communications as well as industrial sectors. With extensive industry experience and relentless pursuit of innovation, DOMINANT's state-of-art manufacturing, research and testing capabilities have become a trusted and reliable brand across the globe. More information about DOMINANT Opto Technologies can be found on the Internet at <http://www.dominant-semi.com>.

Please contact us for more information:

DOMINANT Opto Technologies Sdn. Bhd.
Lot 6, Batu Berendam, FTZ Phase III, 75350 Melaka, Malaysia
Tel: (606) 283 3566 Fax: (606) 283 0566
E-mail: sales@dominant-semi.com



DOMINANT™
Opto Technologies
Innovating Illumination