



Product Family: [Ultra Precision Chip Resistor Networks](#)

Part Number Series: [RA1632 / RN1632 Series](#)



Construction:

- High Purity Alumina Substrate
- Ni alloy thin-film resistive element
- Wrap around electrodes
- RA1632 series features gold over Ni terminations (RoHS compliant & Pb Free)
- RN1632 series features 100% matte tin over Ni terminations (RoHS compliant & Pb Free)

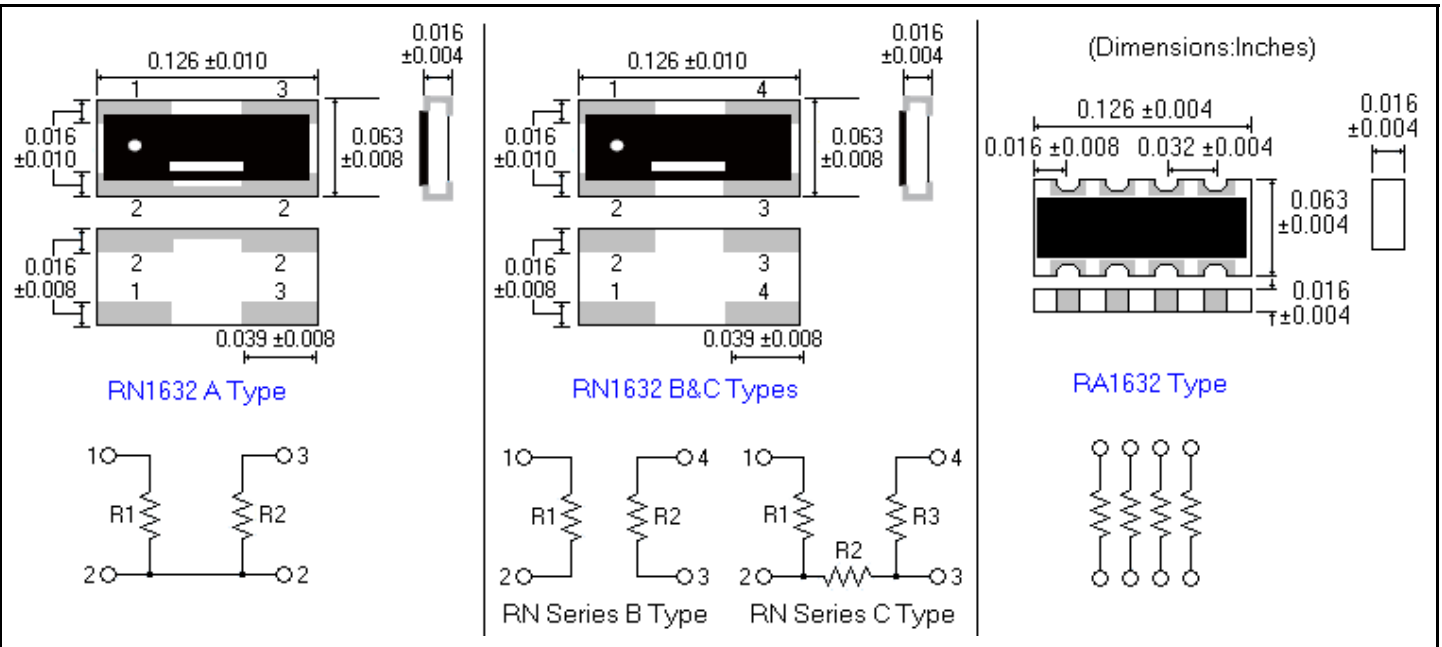
Features:

- 1206 size
- 2, 3 or 4 resistors/package
- Resistance tolerances of 0.1% and 0.5%
- Tracking tolerances of 0.1% and 0.2%
- TCR of ± 25 ppm/ $^{\circ}$ C
- TCR tracking of ± 5 or ± 10 ppm/ $^{\circ}$ C

Description:

These 1206 size chip resistor networks are available with either 2, 3 or 4 resistors and offer better performance than SIP resistor networks. The surface mount package allows for less parasitic capacitance and inductance and even lower noise performance. Typical application includes voltage dividers.

Product Dimensions:



RA1632 Part Numbering: Ex: RA1632C6BVB

RA	1632 (1206)	Not Used	Coded format. Consult factory for proper codes for your resistance(s)	B = $\pm 0.1\%$ D = $\pm 0.5\%$	V = ± 5 ppm/ $^{\circ}$ C N = ± 10 ppm/ $^{\circ}$ C	B = $\pm 0.10\%$ C = $\pm 0.20\%$	Not used (Gold finish and RoHS compliant)
Product Designator	Metric Size (English)	Circuit Type	Resistance	Resistance Tolerance	Tracking TCR	Tracking Tolerance	RoHS Indicator
RN	1632 (1206)	A, B, C	Coded format. Consult factory for proper codes for your resistance(s)	B = $\pm 0.1\%$ D = $\pm 0.5\%$	V = ± 5 ppm/ $^{\circ}$ C N = ± 10 ppm/ $^{\circ}$ C	B = $\pm 0.10\%$ C = $\pm 0.20\%$	-LF

RN1632 Part Numbering: Ex: RN1632CN5DVB-LF

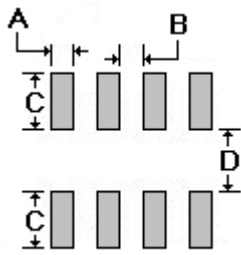
Electrical Specifications:

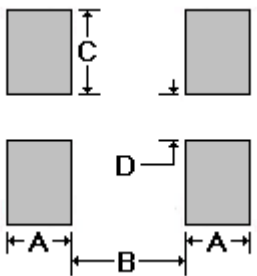
Type	RA1632	RN1632A	RN1632B	RN1632C
English Size	1206	1206	1206	1206
Metric Size	1632	1632	1632	1632
Resistance Range (Ω)	50~100k	50~200k	100~200k	100~33k
Absolute Tolerance	$\pm 0.1\%$ (B) $\pm 0.5\%$ (D)	$\pm 0.1\%$ (B) $\pm 0.5\%$ (D)	$\pm 0.1\%$ (B) $\pm 0.5\%$ (D)	$\pm 0.1\%$ (B) $\pm 0.5\%$ (D)
Tracking Tolerance	$\pm 0.1\%$ (B) $\pm 0.2\%$ (C)	$\pm 0.1\%$ (B) $\pm 0.2\%$ (C)	$\pm 0.1\%$ (B) $\pm 0.2\%$ (C)	$\pm 0.1\%$ (B) $\pm 0.2\%$ (C)
Absolute TCR	$\pm 25\text{ppm}/^\circ\text{C}$	$\pm 25\text{ppm}/^\circ\text{C}$	$\pm 25\text{ppm}/^\circ\text{C}$	$\pm 25\text{ppm}/^\circ\text{C}$
Tracking TCR	$\pm 5\text{ppm}/^\circ\text{C}$ (V) $\pm 10\text{ppm}/^\circ\text{C}$ (N)	$\pm 5\text{ppm}/^\circ\text{C}$ (V) $\pm 10\text{ppm}/^\circ\text{C}$ (N)	$\pm 5\text{ppm}/^\circ\text{C}$ (V) $\pm 10\text{ppm}/^\circ\text{C}$ (N)	$\pm 5\text{ppm}/^\circ\text{C}$ (V) $\pm 10\text{ppm}/^\circ\text{C}$ (N)
Power Rating	63mW/element	63mW/element	42mW/element	30mW/element, 120mW/package
Operating Temp Range	-55~125°C			
Packaging	1,000 pcs/reel	5,000 pcs/reel		

Notes:

1. Certain combinations of resistance values may incur initial setup costs.
2. Contact factory for mixed resistance values within a package for the RA1632 series
3. RN series, circuit configurations A and B are also available in 0805 English size. Consult factory.

Recommended Land Pattern:

RA1632											
	<table border="1"> <thead> <tr> <th>Parameter</th> <th>Dimension (inch)</th> </tr> </thead> <tbody> <tr> <td>A</td> <td>0.010 to 0.012</td> </tr> <tr> <td>B</td> <td>0.020 to 0.022</td> </tr> <tr> <td>C</td> <td>0.035</td> </tr> <tr> <td>D</td> <td>0.024</td> </tr> </tbody> </table>	Parameter	Dimension (inch)	A	0.010 to 0.012	B	0.020 to 0.022	C	0.035	D	0.024
Parameter	Dimension (inch)										
A	0.010 to 0.012										
B	0.020 to 0.022										
C	0.035										
D	0.024										

RN1632											
	<table border="1"> <thead> <tr> <th>Parameter</th> <th>Dimension (inch)</th> </tr> </thead> <tbody> <tr> <td>A</td> <td>0.024 to 0.032</td> </tr> <tr> <td>B</td> <td>0.055 to 0.063</td> </tr> <tr> <td>C</td> <td>0.039 to 0.043</td> </tr> <tr> <td>D</td> <td>0.024 to 0.039</td> </tr> </tbody> </table>	Parameter	Dimension (inch)	A	0.024 to 0.032	B	0.055 to 0.063	C	0.039 to 0.043	D	0.024 to 0.039
Parameter	Dimension (inch)										
A	0.024 to 0.032										
B	0.055 to 0.063										
C	0.039 to 0.043										
D	0.024 to 0.039										