

HIGH INRUSH FUSES



DESCRIPTION

The PF1206H Series are high inrush chip fuses that are designed to protect consumer electronics, computers and telecommunications equipment and devices from the risk of fire or shock caused by over-currents.

The PF1206H Series is available in a rugged ceramic and glass package. These devices have excellent environmental performance.

FEATURES

- High Inrush Current Withstanding Capability
- Compatible with Reflow and Wave Solder
- Excellent Environmental Performance
- RoHS & REACH Compliant
- Halogen-Free Material
- Life Test: MIL-STD-202, Method 108D
- Humidity Bias: MIL-STD-202, Method 103
- Moisture Resistance Test: MIL-STD-202, Method 106G
- Thermal Shock: MIL-STD-202, Method 107G
- Terminal Strength: AEC-Q200-006
- Board Flex: AEC-Q200-005
- Vibration: MIL-STD-202, Method 204C
- Mechanical Shock: MIL-STD-202, Method 213C
- Solderability: ANSI/J-STD-002
- Resistance to Solder Heat: MIL-STD-202, Method 210B
- Resistance to Solvents Test: MIL-STD-202, Method 215

APPLICATIONS

- Telecommunications Equipment - DSL/Cable Modems
- SMART Phones and other Handheld Devices
- Computers - Laptops, Desktops, Servers
- Computer Peripherals - Printers, LCD Panels, Scanners
- Consumer Electronics - DVD Player, MP3/MP4 Players

MECHANICAL CHARACTERISTICS

- Ceramic and Glass Package
- Approximate Weight: 0.009 grams
- Lead-Free
- Soldering Method
 - Wave Soldering: 260°C, 10s Max
 - Reflow Soldering: 260°C, 30s Max

ELECTRICAL CHARACTERISTICS

AMPERE RATING	% OF AMP RATING	OPENING TIME
1A-7A	100%	4 Hours Minimum
1A-7A	200%	1 ~ 60 Seconds
1A-7A	1000%	0.0002 ~ 0.02 Seconds

TYPICAL DEVICE CHARACTERISTICS
ELECTRICAL SPECIFICATIONS

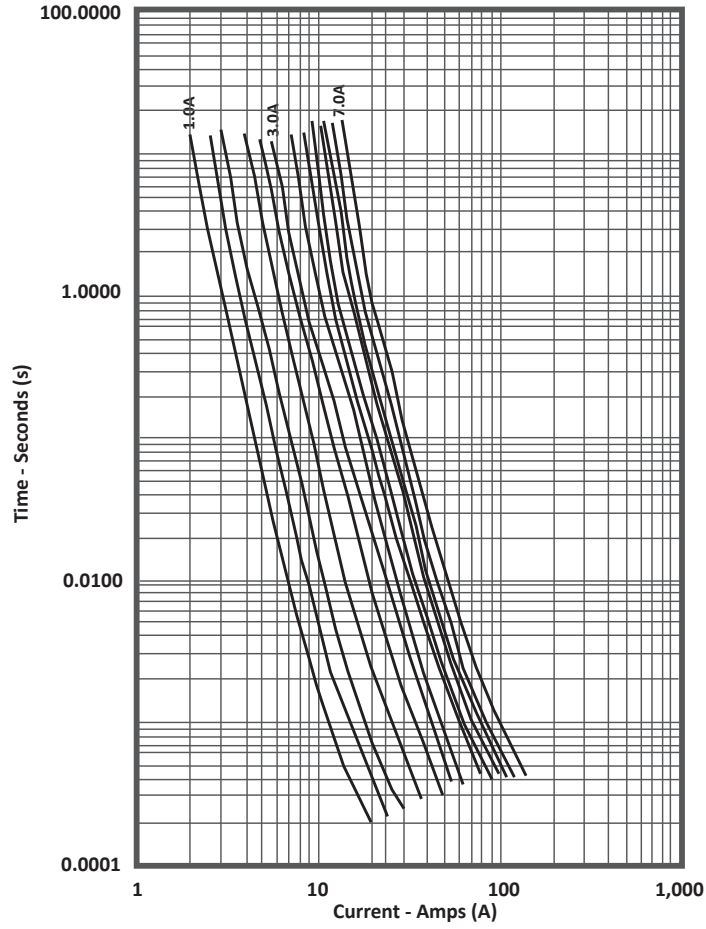
PART NUMBER	MARKING CODE	CURRENT RATING	VOLTAGE RATING	INTERRUPTING RATING (Note 1)	TYPICAL RESISTANCE (Note 2)	TYPICAL MELT I ² t (Note 3)
		AMPS	DC	DC AMPS	OHMS	DC (A ² s)
PF1206H1	H	1.00	63	50	0.41	0.10
PF1206H1.25	J	1.25	63	50	0.25	0.22
PF1206H1.5	K	1.50	63	50	0.20	0.26
PF1206H2	N	2.00	63	50	0.13	0.67
PF1206H2.5	O	2.50	32	50	0.081	0.97
PF1206H3	P	3.00	32	50	0.052	1.20
PF1206H3.5	R	3.50	32	50	0.040	1.64
PF1206H4	S	4.00	32	50	0.03	2.43
PF1206H4.5	X	4.50	32	50	0.025	3.50
PF1206H5	T	5.00	32	50	0.02	5.45
PF1206H5.5	Δ	5.50	24	60	0.016	6.20
PF1206H6	Y	6.00	24	60	0.013	8.10
PF1206H7	U	7.00	24	60	0.012	9.88

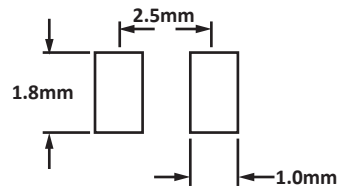
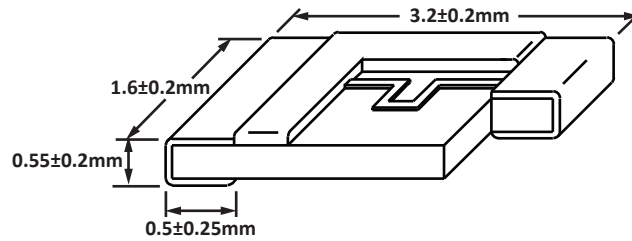
NOTES

1. DC Interrupting Rating - measured at rated voltage, time constant of less than 50 microseconds, battery source.
2. DC Cold Resistance - measured at 10% of rated current.
3. Typical Melting I²t - measured with a battery bank at rated DC voltage and at 0.001 second clear time, time constant of calibrated circuit less than 50 microseconds. Device designed to carry rated current for four hours minimum. An operating current of 75% or less of rated current is recommended, with further derating required at elevated ambient temperatures.

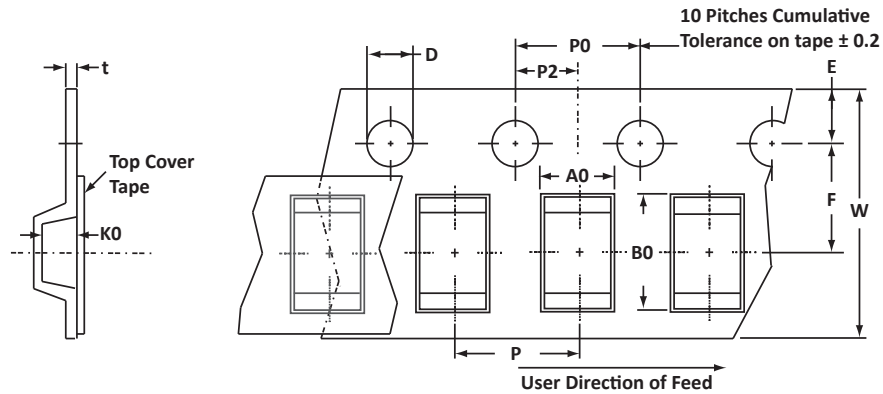
TYPICAL DEVICE CHARACTERISTICS

**FIGURE 1
TIME CURRENT CURVE**



PACKAGE OUTLINE AND PAD LAYOUT INFORMATION

TAPE AND REEL



SPECIFICATIONS

REEL DIA.	TAPE WIDTH	A0	B0	K0	D	E	F	W	P0	P2	P	tmax
178mm (7")	8mm	1.50 ± 0.10	3.09 ± 0.10	0.51 ± 0.10	1.50 ± 0.10	1.75 ± 0.10	3.50 ± 0.05	8.00 ± 0.30	4.00 ± 0.10	2.00 ± 0.05	4.00 ± 0.10	0.25

NOTES

1. Dimensions are in millimeters.
2. Surface mount product is taped and reeled in accordance with EIA-481.
3. Suffix - T7 = 7" Reel - 3,000 pieces per 8mm tape.
4. Marking on Part - marking code.

ORDERING INFORMATION

BASE PART NUMBER (xx = Voltage)	LEADFREE SUFFIX	TAPE SUFFIX	QTY/REEL	REEL SIZE	TUBE QTY
PF1206Hxx	N/A	-T7	3,000	7"	N/A

This device is only available in a Lead-Free configuration.

COMPANY INFORMATION

COMPANY PROFILE

In business more than 20 years, ProTek Devices™ is a privately-held company located in Tempe, Arizona, that offers a product line of transient voltage suppressors (TVS); avalanche breakdown diodes; steering diode TVS arrays and other surge suppressor component products. These TVS devices protect electronic systems from the effects of lightning, electrostatic discharge (ESD), nuclear electromagnetic pulses (NEMP), inductive switching and EMI / RFI. ProTek Devices also offers high performance interface and linear products that include analog switches; multiplexers; LED drivers; audio control ICs; RF and related high frequency products. The analog devices work in a host of consumer; industrial; automotive and other applications.

CONTACT US

Corporate Headquarters

2929 South Fair Lane
Tempe, Arizona 85282
USA

By Telephone

General: 602-431-8101
Sales: & Marketing: 602-414-5109
Customer Service: 602-414-5114
Product Technical Support: 602-414-5107

By Fax

General: 602-431-2288

By E-mail:

Sales: sales@protekdevices.com
Customer Service: service@protekdevices.com
Technical Support: support@protekdevices.com

ProTek Devices (Asia Pacific) Pte. Ltd.

8 Ubi Road 2, #06-19
Zervex
Singapore - 408538
Tel: +65-67488312
Fax: +65-67488313

Web

www.protekdevices.com

COPYRIGHT © ProTek Devices 2013 - This literature is subject to all applicable copyright laws and is not for resale in any manner.

SPECIFICATIONS: ProTek reserves the right to change the electrical and or mechanical characteristics described herein without notice.

DESIGN CHANGES: ProTek reserves the right to discontinue product lines without notice and that the final judgement concerning selection and specifications is the buyer's and that in furnishing engineering and technical assistance. ProTek assumes no responsibility with respect to the selection or specifications of such products. ProTek makes no warranty, representation or guarantee regarding the suitability of its products for any particular purpose, nor does ProTek assume any liability arising out of the application or use of any product or circuit and specifically disclaims any and all liability without limitation special, consequential or incidental damages.

LIFE SUPPORT POLICY: ProTek Devices products are not authorized for use in life support systems without written consent from the factory.