

FAST ACTING CHIP FUSES



DESCRIPTION

The PF1206F Series are fast acting chip fuses that are designed to protect consumer electronics, computers and telecommunications equipment and devices from the risk of fire or shock caused by over-currents.

The PF1206F Series is available in a rugged ceramic and glass package. These devices have excellent environmental performance.

FEATURES

- Fast Acting for Excessive Current
- Compatible with Reflow and Wave Solder
- Excellent Environmental Performance
- RoHS & REACH Compliant
- Halogen-Free Material
- Life Test: MIL-STD-202, Method 108D
- Humidity Bias: MIL-STD-202, Method 103
- Moisture Resistance Test: MIL-STD-202, Method 106G
- Thermal Shock: MIL-STD-202, Method 107G
- Terminal Strength: AEC-Q200-006
- Board Flex: AEC-Q200-005
- Vibration: MIL-STD-202, Method 204C
- Mechanical Shock: MIL-STD-202, Method 213C
- Solderability: MIL-STD-202, Method 208H
- Resistance to Solder Heat: MIL-STD-202, Method 210B

APPLICATIONS

- Telecommunications Equipment - DSL/Cable Modems
- SMART Phones and other Handheld Devices
- Computers - Laptops, Desktops, Servers
- Computer Peripherals - Printers, LCD Panels, Scanners
- Consumer Electronics - Digital Cameras, DVR, LCD Televisions, Game Consoles
- Other - GPS, LED Lighting, Audio Systems

MECHANICAL CHARACTERISTICS

- Ceramic and Glass Package
- Approximate Weight: 0.009 grams
- Lead-Free
- Soldering Method
 - Wave Soldering: 260°C, 10s Max
 - Reflow Soldering: 260°C, 30s Max

ELECTRICAL CHARACTERISTICS

AMPERE RATING	% OF AMP RATING	OPENING TIME
250mA - 8A	100%	4 Hours Maximum
250mA - 8A	250%	5 Seconds Maximum

TYPICAL DEVICE CHARACTERISTICS

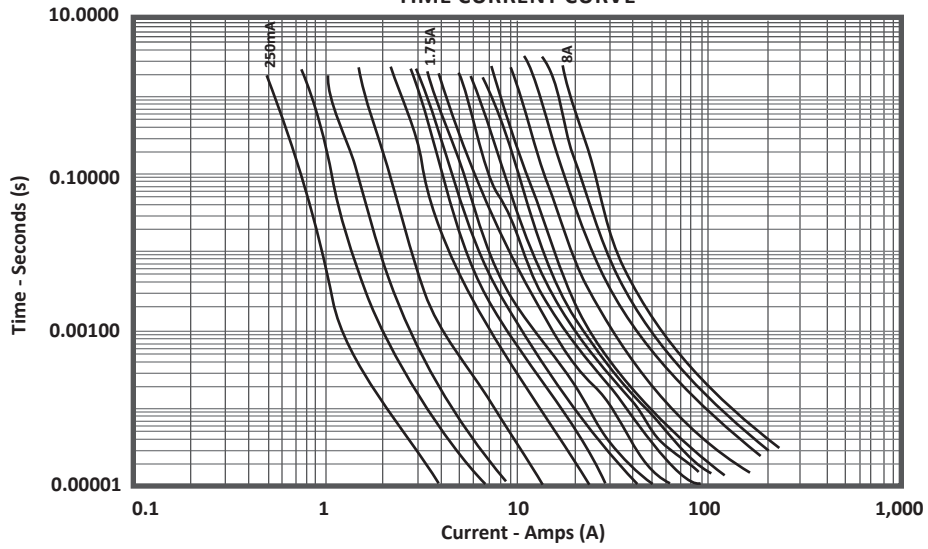
ELECTRICAL SPECIFICATIONS								
PART NUMBER	MARKING CODE	CURRENT RATING AMPS	VOLTAGE RATING		INTERRUPTING RATING (Note 1) AC/DC AMPS	TYPICAL RESISTANCE (Note 2) OHMS	TYPICAL MELT I ² t (Note 3) DC (A ² s)	TYPICAL VOLTAGE DROP (Note 4) VOLTS
			AC VOLTS	DC VOLTS				
PF1206F250	D	0.250	32	63	50	4.10	0.0004	1.30
PF1206F375	E	0.375	32	63	50	2.21	0.0008	0.93
PF1206F500	F	0.500	32	63	50	1.50	0.0018	0.76
PF1206F750	G	0.750	32	63	50	0.60	0.0055	0.68
PF1206F1	H	1.00	32	63	50	0.26	0.030	0.32
PF1206F1.25	J	1.25	32	63	50	0.24	0.046	0.27
PF1206F1.5	K	1.50	32	63	50	0.12	0.083	0.19
PF1206F1.75	M	1.75	32	63	50	0.10	0.090	0.18
PF1206F2	N	2.00	32	63	50	0.072	0.110	0.19
PF1206F2.5	O	2.50	32	63	50	0.051	0.240	0.16
PF1206F3	P	3.00	32	63	50	0.038	0.255	0.16
PF1206F3.5	R	3.50	32	32	50	0.025	0.280	0.14
PF1206F4	S	4.00	32	32	50	0.020	0.305	0.13
PF1206F4.5	X	4.50	32	32	50	0.017	0.395	0.12
PF1206F5	T	5.00	32	32	50	0.016	0.500	0.12
PF1206F6	Y	6.00	32	32	50	0.012	2.064	0.10
PF1206F7	U	7.00	32	32	50	0.010	2.720	0.10
PF1206F8	8	8.00	32	32	50	0.008	4.630	0.10

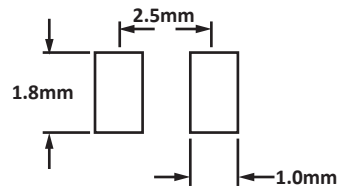
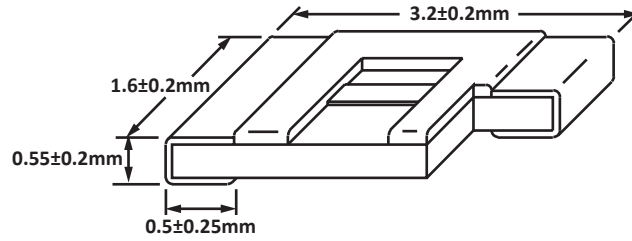
NOTES

1. AC Interrupting Rating - measured at rated voltage with a unity power factor; DC Interrupting Rating - measured at rated voltage, time constant of less than 50 microseconds, battery source.
2. DC Cold Resistance - measured at 10% of rated current.
3. Typical Melting I²t - measured with a battery bank at rated DC voltage, 10x-rated current, not to exceed IR, time constant of calibrated circuit less than 50 microseconds. 6A, 7A and 8A measured at interrupting rating.
4. Typical Voltage drop - measured at rated current after temperature stabilizes. Device designed to carry rated current for four hours minimum. An operating current of 75% or less of rated current is recommended, with further derating required at elevated ambient temperatures.

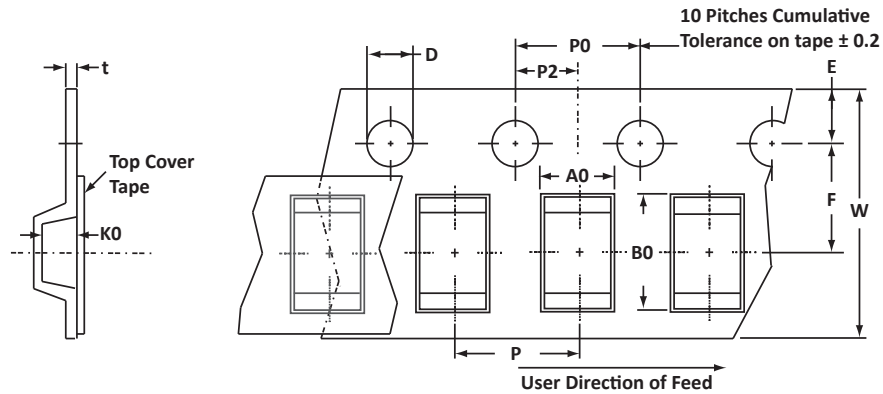
TYPICAL DEVICE CHARACTERISTICS

**FIGURE 1
TIME CURRENT CURVE**



PACKAGE OUTLINE AND PAD LAYOUT INFORMATION

TAPE AND REEL



SPECIFICATIONS

REEL DIA.	TAPE WIDTH	A0	B0	K0	D	E	F	W	P0	P2	P	tmax
178mm (7")	8mm	1.50 ± 0.10	3.09 ± 0.10	0.51 ± 0.10	1.50 ± 0.10	1.75 ± 0.10	3.50 ± 0.05	8.00 ± 0.30	4.00 ± 0.10	2.00 ± 0.05	4.00 ± 0.10	0.25

NOTES

1. Dimensions are in millimeters.
2. Surface mount product is taped and reeled in accordance with EIA-481.
3. Suffix - T75 = 7" Reel - 5,000 pieces per 8mm tape.
4. Marking on Part - marking code.

ORDERING INFORMATION

BASE PART NUMBER (xx = Voltage)	LEADFREE SUFFIX	TAPE SUFFIX	QTY/REEL	REEL SIZE	TUBE QTY
PF1206Fxx	N/A	-T75	5,000	7"	N/A

This device is only available in a Lead-Free configuration.

COMPANY INFORMATION

COMPANY PROFILE

In business more than 20 years, ProTek Devices™ is a privately held semiconductor company. The company offers a product line of overvoltage protection and overcurrent protection components. These include transient voltage suppressor array (TVS arrays) avalanche breakdown diode, steering diode TVS array and electronics SMD chip fuses. These components deliver circuit protection in electronic systems from numerous overvoltage and overcurrent events. They include lightning; electrostatic discharge (ESD); nuclear electromagnetic pulses (NEMP); inductive switching; and electromagnetic interference (EMI) / radio frequency interference (RFI). ProTek Devices also offers high performance interface and linear products. They include analog switches; multiplexers; LED drivers; LED wafer die for ESD protection; audio control ICs; RF and related high frequency products.

CONTACT US

Corporate Headquarters

2929 South Fair Lane
Tempe, Arizona 85282
USA

By Telephone

General: 602-431-8101
Sales: & Marketing: 602-414-5109
Customer Service: 602-414-5114
Product Technical Support: 602-414-5107

By Fax

General: 602-431-2288

By E-mail:

Sales: sales@protekdevices.com
Customer Service: service@protekdevices.com
Technical Support: support@protekdevices.com

ProTek Devices (Asia Pacific) Pte. Ltd.

8 Ubi Road 2, #06-19
Zervex
Singapore - 408538
Tel: +65-67488312
Fax: +65-67488313

Web

www.protekdevices.com

COPYRIGHT © ProTek Devices 2013 - This literature is subject to all applicable copyright laws and is not for resale in any manner.

SPECIFICATIONS: ProTek reserves the right to change the electrical and or mechanical characteristics described herein without notice.

DESIGN CHANGES: ProTek reserves the right to discontinue product lines without notice and that the final judgement concerning selection and specifications is the buyer's and that in furnishing engineering and technical assistance. ProTek assumes no responsibility with respect to the selection or specifications of such products. ProTek makes no warranty, representation or guarantee regarding the suitability of its products for any particular purpose, nor does ProTek assume any liability arising out of the application or use of any product or circuit and specifically disclaims any and all liability without limitation special, consequential or incidental damages.

LIFE SUPPORT POLICY: ProTek Devices products are not authorized for use in life support systems without written consent from the factory.