

5000 WATT TVS COMPONENT**DESCRIPTION**

The PAM25DF25K36 is a high-powered surface mount transient voltage suppression component designed to protect automotive systems from the damaging effects of high voltage spikes. The DFN-2-5KW surface mount package configuration provides a lower profile at a reduced cost. The device provides 5,000 Watts of peak pulse power dissipation for an 10/1000 μ s waveform.

FEATURES

- IEC Compatibility 61000-4-5 (Surge): 48A, 8/20 μ s - L3(Line-Ground), L4(Line-Line) & L1 (Power)
- 5,000 Watts Peak Pulse Power per Line (tp = 10/1000 μ s)
- Unidirectional Configuration
- Easy Mounting to Printed Circuit Board
- RoHS Compliant
- REACH Compliant

APPLICATIONS

- Automotive Applications

MECHANICAL CHARACTERISTICS

- Molded DFN-2-5KW
- Approximate Weight: 2.5 grams
- Lead-Free Silver Plating
- Solder Reflow Temperature: 260-270°C
- Flammability Rating UL 94V-0

APPLICATION

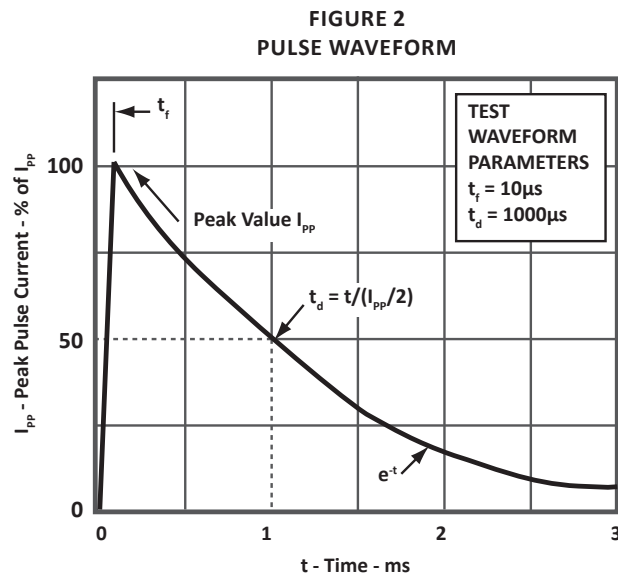
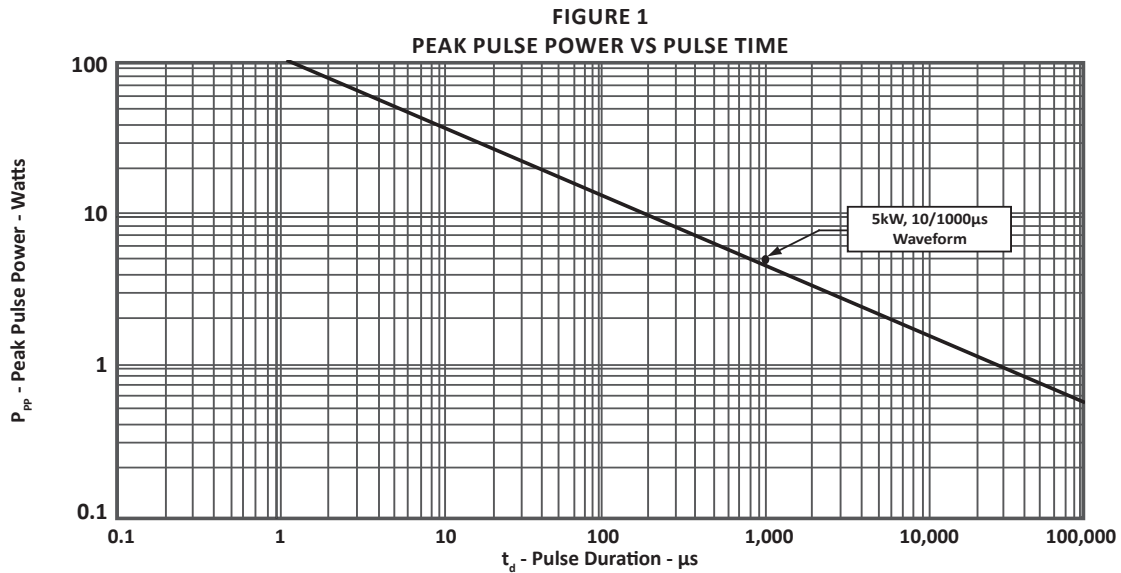
TYPICAL DEVICE CHARACTERISTICS
MAXIMUM RATINGS @ 25°C Unless Otherwise Specified

PARAMETER	SYMBOL	VALUE	UNITS
Peak Pulse Power (tp = 10/1000µs) - See Figure 1	P_{PP}	5,000	Watts
Storage Temperature	T_{STG}	-55 to +150	°C
Operating Temperature	T_L	-55 to +150	°C

ELECTRICAL CHARACTERISTICS PER LINE @ 25°C Unless Otherwise Specified

PART NUMBER	MARKING CODE	RATED STAND-OFF VOLTAGE V_{WM} VOLTS	MINIMUM BREAKDOWN VOLTAGE		MAXIMUM LEAKAGE CURRENT $@V_{WM}$ I_D µA	MAXIMUM CLAMPING VOLTAGE (Fig. 2) $@ 10/1000\mu S$ $V_C @ I_{PP}$
			MIN $V_{(BR)}$ VOLTS	$@I_T$ mA		
PAM25DF25K36	5U36	36	40.2	5	8	58.1V @ 86.0A

TYPICAL DEVICE CHARACTERISTICS

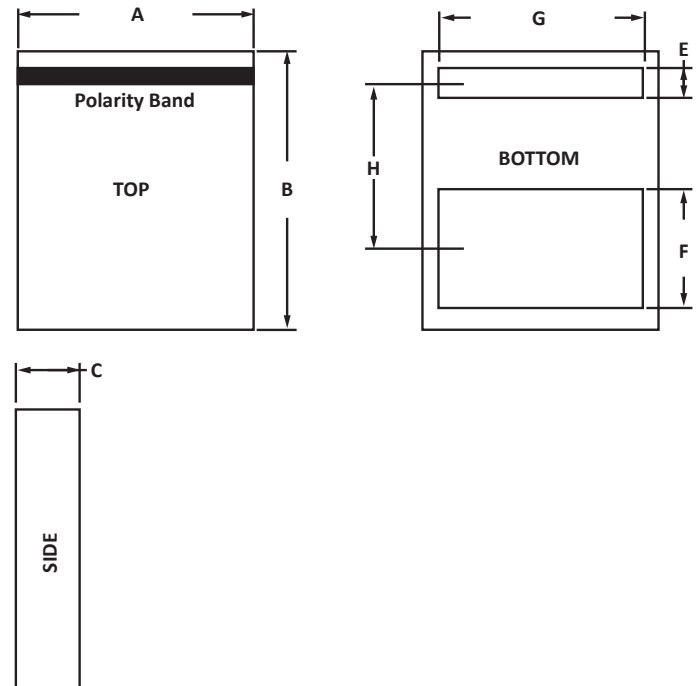


DFN-2-5KW PACKAGE INFORMATION

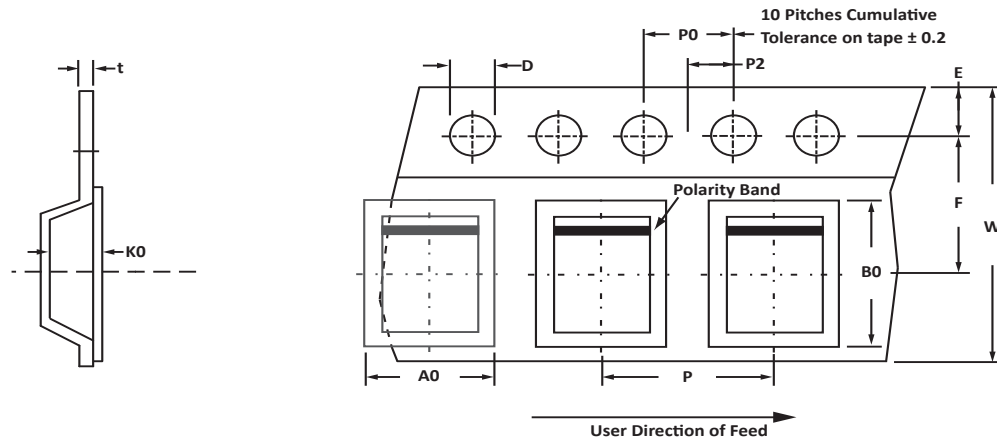
OUTLINE DIMENSIONS				
DIM	MILLIMETERS		INCHES	
	MIN	MAX	MIN	MAX
A	6.53	6.68	0.257	0.263
B	7.54	7.70	0.297	0.303
C	1.22	1.33	0.048	0.052
E	0.69	0.84	0.027	0.033
F	3.05	3.30	0.120	0.130
G	5.08	5.33	0.200	0.210
H	4.70	4.88	0.185	0.192

NOTES

1. Dimensioning and tolerances per ANSI Y14.M, 1985.
2. Controlling dimension: millimeters.
3. Dimensions are exclusive of mold flash and metal burrs.



TAPE AND REEL



SPECIFICATIONS

REEL DIA.	TAPE WIDTH	A0	B0	K0	D	E	F	W	P0	P2	P	tmax
330mm (13")	16mm	6.98 ± 0.10	8.00 ± 0.10	1.66 ± 0.10	1.50 ± 0.10	1.75 ± 0.10	3.50±0.05	16.00 ± 0.30	4.00 ± 0.10	2.00 ± 0.05	8.00 ± 0.10	0.25

NOTES

- Dimensions are in millimeters.
- Surface mount product is taped and reeled in accordance with EIA-481.
- Suffix - T13 = 13" Reel - 2,500 pieces per 16mm tape.
- Marking on Part - marking code (see page 2), date code, logo and polarity band.

Package outline per document number 06098.R0 10/11.

ORDERING INFORMATION

BASE PART NUMBER	LEADFREE SUFFIX	TAPE SUFFIX	QTY/REEL	REEL SIZE	TUBE QTY
PAM25DF25K36-NQ	n/a	-T13	2,500	13"	n/a

This device is only available in a Lead-Free configuration.

Suffix -NQ = This is a commercial grade device and is not qualified to the AEC-Q101 standard. Please contact customer service for more information.

COMPANY INFORMATION

COMPANY PROFILE

In business more than 20 years, ProTek Devices™ is a privately-held company located in Tempe, Arizona, that offers a product line of transient voltage suppressors (TVS); avalanche breakdown diodes; steering diode TVS arrays and other surge suppressor component products. These TVS devices protect electronic systems from the effects of lightning, electrostatic discharge (ESD), nuclear electromagnetic pulses (NEMP), inductive switching and EMI / RFI. ProTek Devices also offers high performance interface and linear products that include analog switches; multiplexers; LED drivers; audio control ICs; RF and related high frequency products. The analog devices work in a host of consumer; industrial; automotive and other applications.

CONTACT US

Corporate Headquarters

2929 South Fair Lane
Tempe, Arizona 85282
USA

By Telephone

General: 602-431-8101
Sales: & Marketing: 602-414-5109
Customer Service: 602-414-5114
Product Technical Support: 602-414-5107

By Fax

General: 602-431-2288

By E-mail:

Sales: sales@protekdevices.com
Customer Service: service@protekdevices.com
Technical Support: support@protekdevices.com

ProTek Devices (Asia Pacific) Pte. Ltd.

8 Ubi Road 2, #06-19
Zervex
Singapore - 408538
Tel: +65-67488312
Fax: +65-67488313

Web

www.protekdevices.com

COPYRIGHT © ProTek Devices 2012 - This literature is subject to all applicable copyright laws and is not for resale in any manner.

SPECIFICATIONS: ProTek reserves the right to change the electrical and or mechanical characteristics described herein without notice.

DESIGN CHANGES: ProTek reserves the right to discontinue product lines without notice and that the final judgement concerning selection and specifications is the buyer's and that in furnishing engineering and technical assistance. ProTek assumes no responsibility with respect to the selection or specifications of such products. ProTek makes no warranty, representation or guarantee regarding the suitability of its products for any particular purpose, nor does ProTek assume any liability arising out of the application or use of any product or circuit and specifically disclaims any and all liability without limitation special, consequential or incidental damages.

LIFE SUPPORT POLICY: ProTek Devices products are not authorized for use in life support systems without written consent from the factory.