

# LXC42 series

## LED Power Supply

### Constant Current LED Power Supplies



LED Power  
42W

### LED POWER next generation power source

#### FEATURES

- High Efficiency (up to 90%)
- Constant Current
- Active PFC (Typical 0.95)
- IP66 Waterproof
- OVP, SCP
- -20 to 70°C deg operation
- Input 90-305VAC
- UL8750 compliant
- EN61347-1,-2-13 compliant

The LXC42 series of constant current LED power supplies from Excelsys Technologies can deliver up to 42W of output power in an extremely compact package size.

The LXC42 series of constant current power supplies provides up to 1750mA of output current and 120V output voltage solutions for specific LED requirements. With industry leading efficiencies, and an extensive protection feature set, the LXC42 series provides high reliability and high performance in a compact package.

The LXC42 series carries the UL and CE mark for safety and is also RoHS compliant.

Model Number	Output Voltage	Output Current	Input Voltage	Efficiency
LXC42-0350SW <sup>(2)</sup>	60-120V	350mA	90-305VAC	90.0%
LXC42-0450SW <sup>(2)</sup>	47-94V	450mA	90-305VAC	89.0%
LXC42-0700SW <sup>(2)</sup>	30-60V	700mA	90-305VAC	89.0%
LXC42-1050SW <sup>(3)</sup>	20-40V	1050mA	90-305VAC	88.0%
LXC42-1280SW <sup>(4)</sup>	17-32V	1280mA	90-305VAC	88.0%
LXC42-1400SW <sup>(4)</sup>	15-30V	1400mA	90-305VAC	88.0%
LXC42-1750SW <sup>(4)</sup>	12-24V	1750mA	90-305VAC	87.0%

Input Specifications					
Parameter	Conditions/Description	Min	Nom	Max	Units
Input Voltage Range	Wide Universal Input	90		305	VAC
Input Frequency Range		47		63	Hz
Input Current	100VAC in, 42W output			0.60	A
Inrush Current	230VAC in, 25°C, Cold Start			60	A
Power Factor	220VAC, 110VAC (also see graphs on page 3)	0.95		0.98	
Output Specifications					
Parameter	Conditions/Description	Min	Nom	Max	Units
Line Regulation				±1	%
Load Regulation				±3	%
Voltage Range	See table of outputs				
Output Current Range	% of Output			±5	%
Overshoot				10	%
Turn-on Delay	Measured at 110VAC		0.6	1.0	s
Turn-on Delay	Measured at 220VAC		0.3	0.5	s
Short Circuit Protection	Auto Recovery				
Over Temp Protection	Hiccup. Auto Recovery	95	110	125	°C
General Specifications					
Parameter	Conditions/Description	Min	Nom	Max	Units
Isolation Voltage	Input to Output See Note 1	3000			VAC
	Input to Chassis	1500			VAC
Efficiency	See individual models (also see graphs on page 3)				%
Safety Agency Approvals	UL8750 compliant to UL1310 Class 2 EN61347-1, -2-13				
No load Power Dissipation	Measured at 120VAC and 220VAC			6.0	W
MTBF	MIL-HDBK-217F 110VAC,80% Ld,25°C,(LXC42-1750SW)		327,000		Hours
Lifetime	Case Temperature =70°C		71,000		Hours
Weight			350		g
Operating Temperature		-20		+70	°C
Storage Temperature		-40		+85	°C
Relative Humidity	Non-condensing (operating)	10		100	%RH

- Note 1. Primary to Secondary Isolation test not to be carried out on power supply. Please contact Excelsys for full test method.  
 Note 2. Non UL1310 Class 2  
 Note 3. UL1310 Class 2 outputs for US only Non Class 2 for Canada  
 Note 4. UL1310 Class 2 outputs for US and Canada

#### Europe/Asia

Excelsys Technologies Ltd  
 27 Eastgate Drive  
 Eastgate Business Park  
 Little Island, Cork, Ireland  
 IRELAND

t: +353 21 4354716  
 f: +353 21 4354864  
 e: sales@excelsys.com

#### North America

Excelsys Technologies  
 519 Interstate 30, #309  
 Rockwall, TX 75087  
 USA

t: (972) 771 4544  
 f: (972) 421 1805  
 e: salesusa@excelsys.com

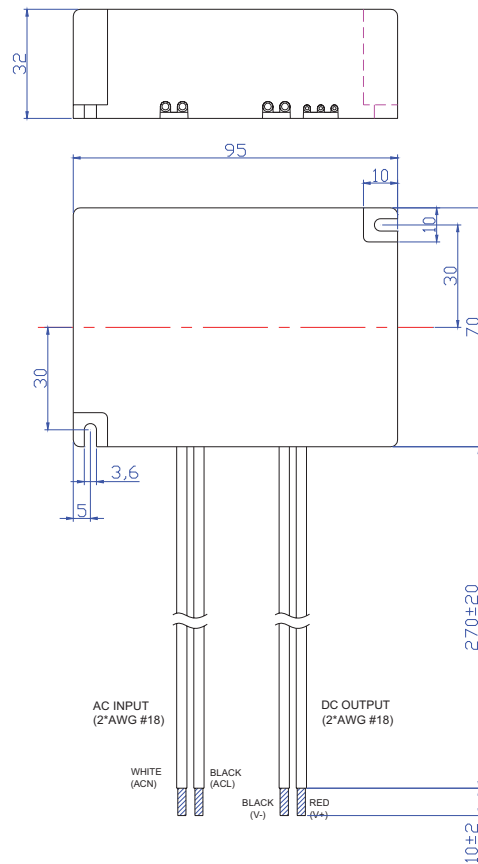
EMC					
Parameter	Standard			Level	Units
Emissions					
Conducted	EN55015		Level B		
Radiated	EN55015		Level B		
Harmonic Distortion	EN61000-3-2		Compliant		
Flicker and Fluctuation	EN61000-3-3		Compliant		
Immunity					
ESD	EN61000-4-2 (8kV air discharge, 4kV contact discharge)		Compliant		
Radiated RFI	EN61000-4-3		Compliant		
Fast Transients - burst	EN61000-4-4		Level 3		
Surge	EN61000-4-5 (AC Power Line: Line to Line 2KV)		Compliant		
Conducted RFI	EN61000-4-6		Compliant		
Power Freq Magnetic Field	EN61000-4-8		Compliant		
Voltage Dips	EN61000-4-11		Compliant		

**INPUT / OUTPUT WIRING****INPUT CABLE**

18AWG (UL1015 Rated)  
Black (L), White(N) 270±20mm

**OUTPUT CABLE**

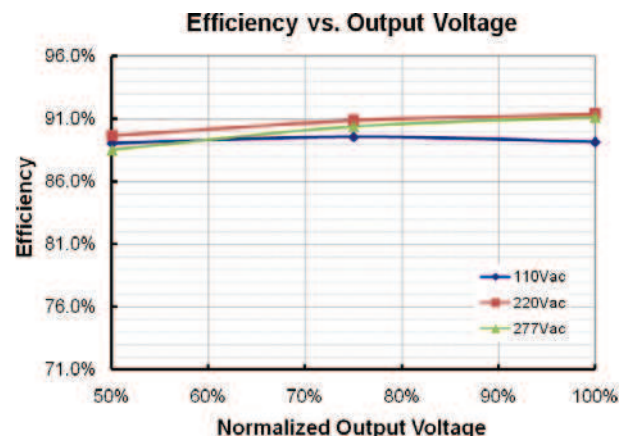
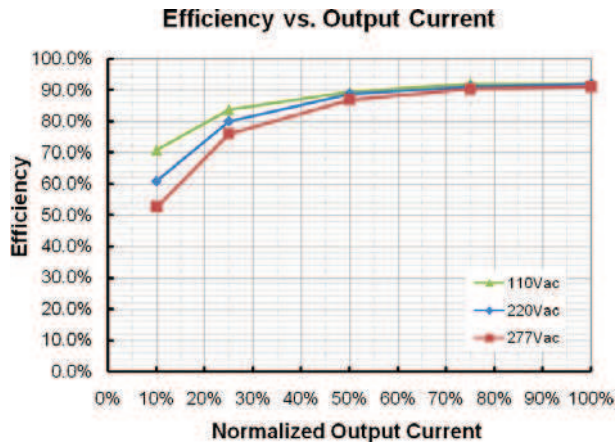
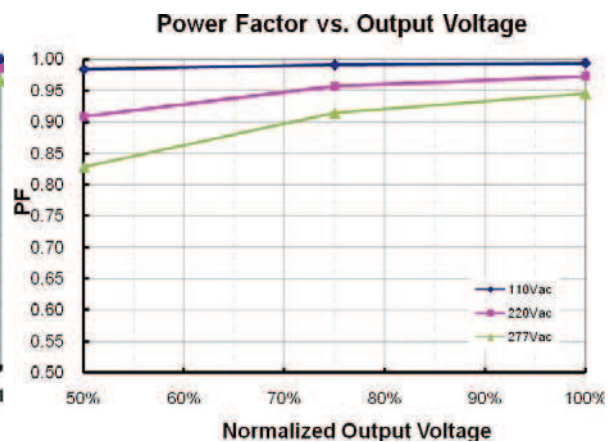
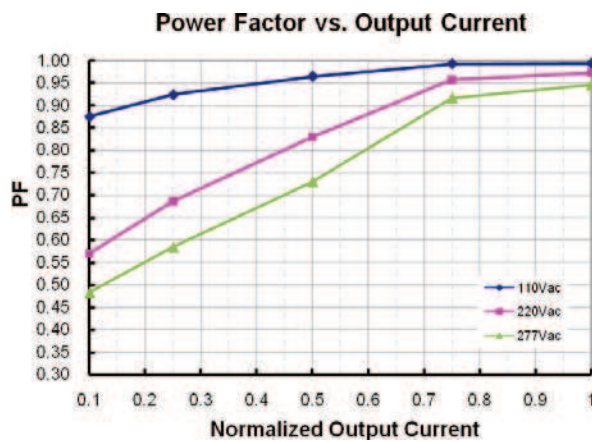
18AWG (UL1015 Rated)  
Black (-V) and Red (+V) 270±20mm

**MECHANICAL SPECIFICATIONS****Europe/Asia**

Excelsys Technologies Ltd t: +353 21 4354716  
27 Eastgate Drive f: +353 21 4354864  
Eastgate Business Park e: sales@excelsys.com  
Little Island, Cork, Ireland  
IRELAND

**North America**

Excelsys Technologies t: (972) 771 4544  
519 Interstate 30, #309 f: (972) 421 1805  
Rockwall, TX 75087 e: salesusa@excelsys.com  
USA

**Efficiency V Load for 350mA Model****Power Factor Characteristics**

Specifications are subject to change without notice

**Europe/Asia**

Excelsys Technologies Ltd  
27 Eastgate Drive  
Eastgate Business Park  
Little Island, Cork, Ireland  
IRELAND

t: +353 21 4354716

f: +353 21 4354864

e: sales@excelsys.com

**North America**

Excelsys Technologies  
519 Interstate 30, #309  
Rockwall, TX 75087  
USA

t: (972) 771 4544

f: (972) 421 1805

e: salesusa@excelsys.com