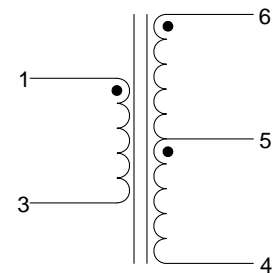




GATE DRIVE TRANSFORMER SM77121

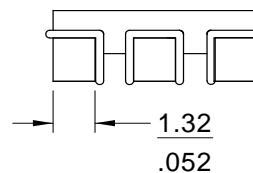
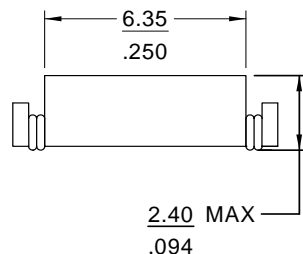
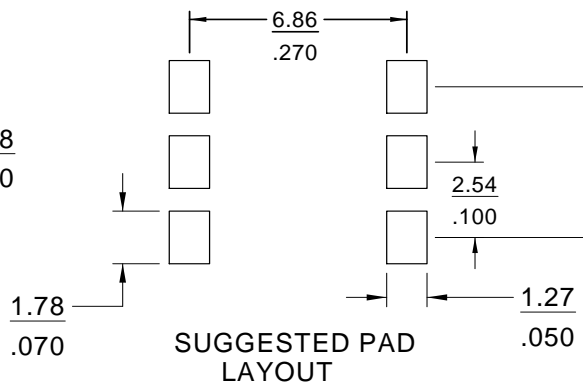
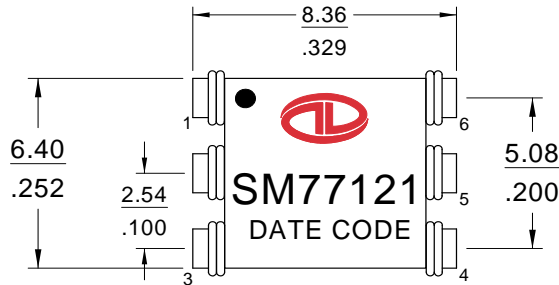
ELECTRICAL SPECIFICATIONS AT 25°C:

TURN RATIO (1-3) : (6-5-4)	1 : 2CT +/- 2 %
OCL (1-3) @ 100kHz, 0.1V	2.0 mH ±30%
Leakage L (1-3) @ 500kHz, 0.1V, SHORT (6-4)	4.0 μH ±20%
DCR (1-3)	1.00Ω MAX
DCR (6-5)	1.00Ω MAX
DCR (5-4)	1.00Ω MAX
POLARITY	1, 6 & 5 SAME PHASE
HIPOT (1-3) TO (4-5-6)	1500 VDC
HIPOT (1,3,4,5,6) TO CORE	750 VDC
OPERATING VOLTAGE	8.5 V MAX
OPERATING FREQUENCY	200 kHz
ET	4 Vμsec Nominal
OPERATING TEMPERATURE	-40°C TO +130°C



SCHEMATIC

MECHANICAL OUTLINE:



NOTES:

1. Dimensions are shown in millimeters/inches
2. Unless otherwise specified, tolerance: ±0,25/0.010
3. Coplanarity: 0.102/0.004
4. For non-RoHS parts replace SM prefix with 42- (e.g. SM77121 becomes 42-77121)
5. Terminal finish is compliant to RoHS requirements. Solder in accordance with J-STD-020D