



**SURFACE MOUNT TELECOM TRANSFORMER SM501-1**

**Features**

- UL60950-1 Recognized
- Operating Temp. -20°C to +85°C  
Storage Temp. -20°C to +85°C



**APPLICATIONS**

- Modems
- Laptop Computers
- Telecommunications
- Instrumentation

**ELECTRICAL SPECIFICATIONS AT 25°C**

IMPEDANCE	PRIMARY	600 Ohms	SHUNT INDUCTANCE (min)	3.8 H
	SECONDARY	600 Ohms	SHUNT LOSS (min)	7500 Ohms
TURNS RATIO		1 : 1	LEAKAGE INDUCTANCE @ 1kHz	6-7 mH
INSERTION LOSS @ 2 kHz (max)		2.0 dB	UNBALANCED D.C. CURRENT	0 mA
FREQUENCY RESPONSE @ 200-4000Hz		±0.25 dB	DC RESISTANCE*	PRIMARY (±15%) 115 Ohms
RETURN LOSS @ 200-4000Hz		24 dB		SECONDARY (±15%) 115 Ohms
LONGITUDINAL BALANCE (min)		80 dB	INSULATION RESISTANCE (min) @500VDC	100 MOhms
DISTORTION (max)		-76 dB	DIELECTRIC STRENGTH for 1 minute (PRI – SEC)	3750 Vrms
POWER LEVEL		10 dBm	(100% tested at 4600 Vrms for 2 seconds in production)	
			Weight:	2 grams

Note: For use with recommended circuit (BS6305 impedance Class A non-speech or Class B speech)

\*SM501-1 is symmetrical meaning there is no real primary or secondary winding.

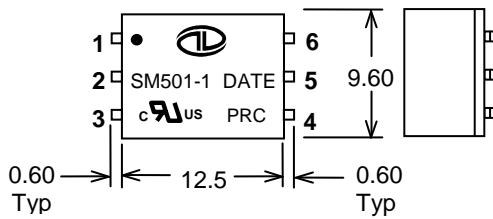
\*\*SM501-1 is identical to SM-LP-5001. SM-LP-5001 is the European version and is UL60950-1 recognized.

Terminal finish is compliant to RoHS requirements. Solder in accordance with J-STD-020D

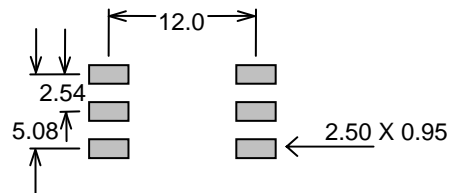
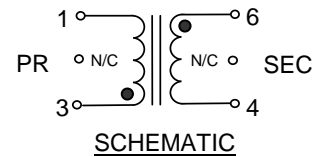
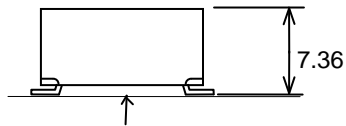
Moisture Sensitivity Level = 3

Dielectric Strength is 2000 Vrms for 1 minute after soldering.

**OUTLINE SPECIFICATIONS**



ALL DIMENSIONS IN MILLIMETERS  
TOLERANCE : .XX = +/-0.25MM



**RECOMMENDED CIRCUITS**

