


## ZIF Slide-locking Connector (0.5 mm-pitch)

**XF2J****Top-entry ZIF Connector**

- Low on-board profile of only 4.15 mm.
- Adhesion face on top of the connector suits automatic mounting.
- Models with reverse terminal arrangement also available.
- Applicable FPC thickness of 0.3 mm.
- RoHS Compliant.

**Ordering Information**

Pins	Model		Quantity per reel (See Note)
	Standard terminal arrangement	Reverse terminal arrangement	
6	XF2J-0624-11A	XF2J-0624-12A	1,000
8	XF2J-0824-11A	XF2J-0824-12A	
10	XF2J-1024-11A	XF2J-1024-12A	
12	XF2J-1224-11A	XF2J-1224-12A	
14	XF2J-1424-11A	---	
16	XF2J-1624-11A	XF2J-1624-12A	
18	XF2J-1824-11A	XF2J-1824-12A	
20	XF2J-2024-11A	XF2J-2024-12A	
22	XF2J-2224-11A	XF2J-2224-12A	
24	XF2J-2424-11A	XF2J-2424-12A	
26	XF2J-2624-11A	---	
28	XF2J-2824-11A	---	
30	XF2J-3024-11A	---	
40	---	XF2J-4024-12A	

Note: Order an integer multiple of the quantity per reel.

**Ratings and Specifications****■ Characteristics**

Rated current	0.5A AC/DC
Rated voltage	50V AC/DC
Contact resistance	30 mΩ max. (at 20 mV max., 100 mA max.)
Insulation resistance	100 MΩ min. (at 250 VDC)
Withstand voltage	250 VAC for 1 min. (leakage current: 1 mA max.)
Insertion tolerance	30 times
Ambient operating temperature	-30 to 85°C (with no icing or condensation)

**■ Materials and Finish**

Housing	PA46 resin (UL94V-0)/natural
Slider	PPS resin (UL94V-0)/black LCP resin (UL94V-0)/black
Contacts	Spring copper alloy/nickel substrate (2 μm), Gold-plated contacts (0.15 μm)
Hold-down	Spring copper alloy/fused-tin plating (2 μm)

# Dimensions

Unit: mm

XF2J-□□24-1□A

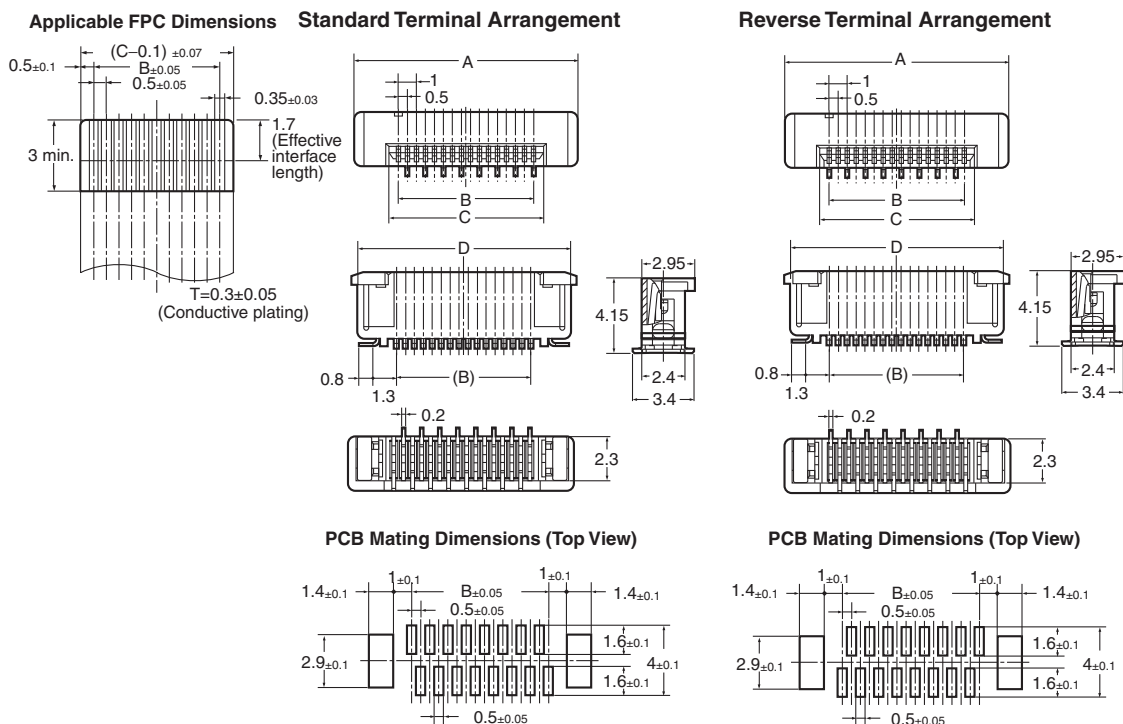



Table of Dimensions

Pins	Model		A	B	C	D
	Standard terminal arrangement	Reverse terminal arrangement				
6	XF2J-0624-11A	XF2J-0624-12A	7.5	2.5	3.6	6.9
8	XF2J-0824-11A	XF2J-0824-12A	8.5	3.5	4.6	7.9
10	XF2J-1024-11A	XF2J-1024-12A	9.5	4.5	5.6	8.9
12	XF2J-1224-11A	XF2J-1224-12A	10.5	5.5	6.6	9.9
14	XF2J-1424-11A	---	11.5	6.5	7.6	10.9
16	XF2J-1624-11A	XF2J-1624-12A	12.5	7.5	8.6	11.9
18	XF2J-1824-11A	XF2J-1824-12A	13.5	8.5	9.6	12.9
20	XF2J-2024-11A	XF2J-2024-12A	14.5	9.5	10.6	13.9
22	XF2J-2224-11A	XF2J-2224-12A	15.5	10.5	11.6	14.9
24	XF2J-2424-11A	XF2J-2424-12A	16.5	11.5	12.6	15.9
26	XF2J-2624-11A	---	17.5	12.5	13.6	16.9
28	XF2J-2824-11A	---	18.5	13.5	14.6	17.9
30	XF2J-3024-11A	---	19.5	14.5	15.6	18.9
40	---	XF2J-4024-12A	25.1	19.5	20.6	24.3



All sales are subject to Omron Electronic Components LLC standard terms and conditions of sale, which can be found at [http://www.components.omron.com/components/web/webfiles.nsf/sales\\_terms.html](http://www.components.omron.com/components/web/webfiles.nsf/sales_terms.html)

**ALL DIMENSIONS SHOWN ARE IN MILLIMETERS.**  
To convert millimeters into inches, multiply by 0.03937. To convert grams into ounces, multiply by 0.03527.

---

**OMRON**<sup>®</sup>

**OMRON ELECTRONIC  
COMPONENTS LLC**

55 E. Commerce Drive, Suite B  
Schaumburg, IL 60173

**847-882-2288**

**OMRON ON-LINE**

Global - <http://www.omron.com>

USA - <http://www.components.omron.com>