


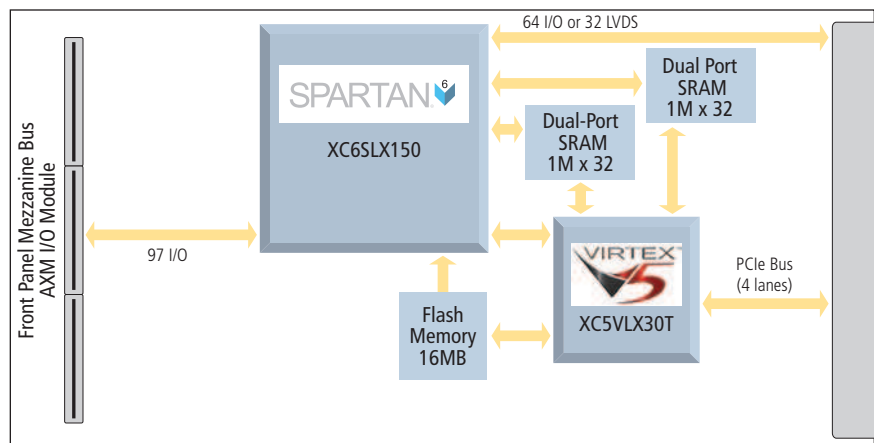
VPX Boards

VPX-SLX VPX module with User-Configurable Spartan-6 FPGA

24 HOUR STOCK ITEM
2 YEAR WARRANTY



SPARTAN-6



VPX 3U card with PCIe interface ♦ Logic-optimized Spartan-6 FPGA ♦ Air and conduction-cooled models

Description

Acromag's cost-effective VPX-SLX boards feature a user-configurable Xilinx® Spartan®-6 FPGA enhanced with high-speed memory and a high-throughput PCIe interface. The result is a powerful and flexible logic processor module that is capable of executing your custom instruction sets and algorithms.

The logic-optimized FPGA is well-suited for a broad range of applications. Typical uses include hardware simulation, communications, in-circuit diagnostics, military servers, signal intelligence, and image processing.

Large, high-speed memory banks enable efficient data handling. The dual-port SRAM facilitates high-speed DMA transfers between the FPGA and the rest of the system. A high-bandwidth PCIe interface ensures fast data throughput.


64 I/O lines are accessible through the rear (P2) connector. Additional I/O processing is supported on a separate mezzanine card that plugs into the FPGA base board. A variety of these external AXM I/O cards are available to interface your analog and digital I/O signals.

Take advantage of the conduction-cooled version for use in hostile environments. Conduction efficiently dissipates heat if there is inadequate cooling air flow.

Acromag's Engineering Design Kit provides software utilities and example VHDL code to simplify your program development and get you running quickly. A JTAG interface enables on-board VHDL debugging.



Conduction-cooled version



Plug in an AXM analog or digital I/O module for additional I/O signal processing capabilities.

Key Features & Benefits

- Reconfigurable Xilinx Spartan-6 FPGA with 147,433k logic cells
- PCIe bus 4-lane Gen 1 interface
- 1M x 64-bit dual-ported SRAM provides direct links from the PCIe bus and to the FPGA
- Supports both front and rear I/O connections
- 64 I/O or 32 LVDS lines direct to FPGA via rear (P2) connector
- Plug-in I/O extension modules are available for the front mezzanine
- FPGA code loads from the PCIe bus or from on-board flash memory
- Supports dual DMA channel data transfer to/from the rest of the system
- Support for Xilinx ChipScope™ Pro interface
- Air-cooled (0 to 70°C) and conduction-cooled (-40 to 85°C) models

Acromag 
THE LEADER IN INDUSTRIAL I/O

Tel 248-295-0310 ■ Fax 248-624-9234 ■ solutions@acromag.com ■ www.acromag.com ■ 30765 Wixom Rd, Wixom, MI 48393 USA

VPX-SLX VPX module with User-Configurable Spartan-6 FPGA

Performance Specifications

General

Form Factor

3U VPX bus 6.299" (160mm) x 3.937" (100.0mm).

Pitch

VPX-SLX150 (air-cooled): 0.80" pitch.

VPX-SLX150-CC (conduction-cooled): 0.85" pitch.

Chassis Compatibility

Compatible VITA 65 module / slot profiles:

MOD3-PER-2F-16.3.1-3 / SLT3-PER-2F-14.3.1

MOD3-PER-1F-16.3.2-2 / SLT3-PER-1F-14.3.2

MOD3-PAY-1D-16.2.6-1' / SLT3-PAY-1D-14.2.6

MOD3-PAY-2F-16.2.7-1' / SLT3-PAY-2F-14.2.7

Note 1: Board is compatible with payload profiles but has no hosting capabilities.

FRU EEPROM with temperature monitor.

PCI Express Interface

VITA 46.4 fat pipe (x4) PCIe Gen 1 interface.

FPGA

FPGA Device

Xilinx Spartan-6 FPGA.

Model XC6SLX150-3FG676 FPGA with 147,433 logic cells and 180 DSP48A1 slices.

FPGA configuration

Download via PCIe bus or flash memory.

Example FPGA program

VHDL provided for bus interface, front & rear I/O control, SRAM read/write interface logic, and SDRAM memory interface controller. See EDK kit.

I/O Processing

Acromag AXM I/O modules:

AXM modules plug into the FPGA board's front mezzanine for additional I/O lines. Analog and digital I/O AXM modules are sold separately.

Rear I/O

64 I/O (32 LVDS) lines supported with a direct connection between the FPGA and the rear I/O connector (P2).

Engineering Design Kit

Provides user with basic information required to develop a custom FPGA program. Kit must be ordered with the first purchase of a VPX-SLX board (see www.acromag.com for more information).

Environmental

Air-Cooled Operating Temperature

0 to 70°C (air flow requirement as measured to be greater than 200 LFM).

Conduction-Cooled Operating Temperature Range

-40 to 85°C (board must operate in a fully-installed conduction-cooled rack).

Storage Temperature Range

-55 to 100°C.

Relative Humidity

5 to 95% non-condensing.

Vibration

0.05g RMS (20 - 2000Hz) random, operating 6g RMS per Hz spectrum.

Shock

30g each axis, 11ms.

MTBF

Consult factory.

Power Requirements

Carrier-Only Power Requirements

+3.3V DC: 0.9A typical plus any additional power consumed by PMC/XMC (4A max).

+5V DC: 0.9A typical plus any additional power consumed by PMC/XMC (4A max).

+12V DC and -12V DC provided to PMC site from VPX backplane.

Ordering Information

NOTE: XMC-SLX-EDK is required to configure FPGA.

VPX Boards

VPX-SLX150

3U VPX card with user-configurable Spartan-6 FPGA, air-cooled

VPX-SLX150-CC

3U VPX card with user-configurable Spartan-6 FPGA, conduction-cooled

AXM Plug-In I/O Extension Modules

For more information, see www.acromag.com.

AXM-A30

2 analog input 100MHz 16-bit A/D channels

AXM-D02

30 RS485 differential I/O channels

AXM-D03

16 CMOS and 22 RS485 differential I/O channels

AXM-D04

30 LVDS I/O channels

AXM-??

Custom I/O configurations available, call factory.

Software

For more information, see www.acromag.com.

XMC-SLX-EDK

Engineering Design Kit (one kit required)

PMCSW-API-VXW

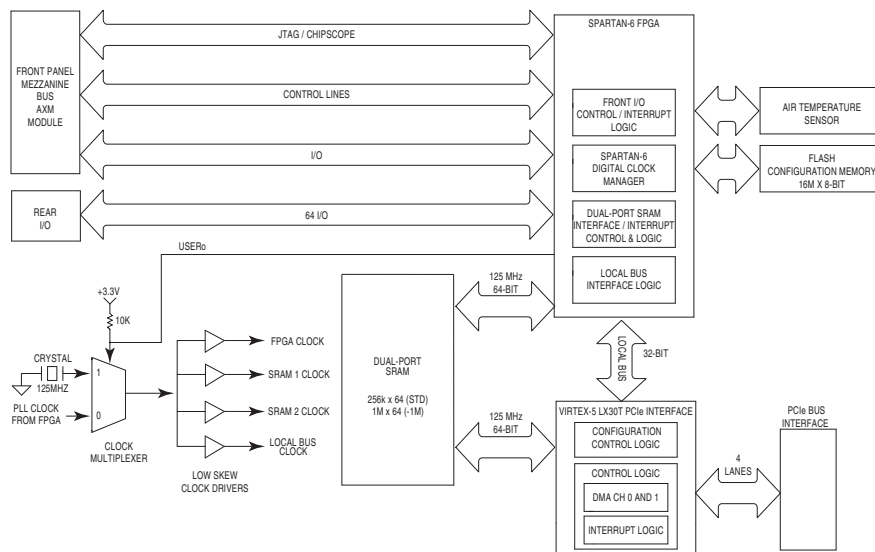
VxWorks® software support package

PCISW-API-WIN

Windows® DLL software support package

PCISW-LINUX

Linux™ support (website download only)



ISO9001
AS9100



Acromag 
THE LEADER IN INDUSTRIAL I/O

Tel 248-295-0310 ■ Fax 248-624-9234 ■ solutions@acromag.com ■ www.acromag.com ■ 30765 Wixom Rd, Wixom, MI 48393 USA