

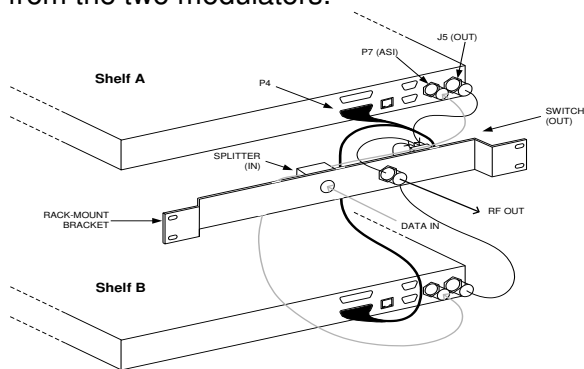


- **ARM-70x** : ASI and IF (modulator only) redundancy
- **ARM-71x /ARM-31x**: EIA530/RS-422 and/or HSSI and IF redundancy
- **ARM-72x** : up to Octal G703 and dual Ethernet port and IF redundancy

Advantech modems come with easy to use functionality to facilitate one-for-one (1:1) redundancy system.

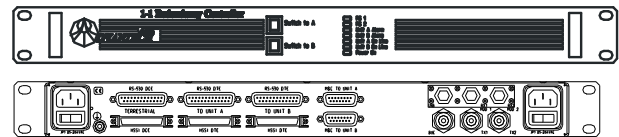
The **ARM-70x** is ideal for those applications which require a redundant DVB-S/S2 modulator supporting ASI interface. Applications may include television broadcast, DVB-RCS networks, or any type of ASI content.

The ARM-70x consists of a rack mounting kit supporting a simple IF switch and an ASI splitter with a cable harness connecting the redundancy logic from the two modulators.



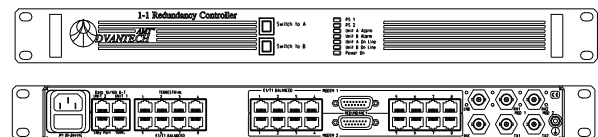
Multi-ASI option is available upon demand.

The **ARM-71x/ARM-31x** is ideally suited to those applications which require redundancy support for symmetric or asymmetrical serial data in support of AMT-7x or AMT-30 products. Such applications may critical data transport from attached routers, encryptors, or any variety of end user specific applications.



The ARM-71x is housed in a 1U rack mounted redundancy shelf supporting RS-530 and HSSI interface redundancy and associated cables to connect the modems. Additionally, it comes with dual power supplies, redundancy signaling cables, status LED and front panel manual A/B redundancy override button.

The **ARM-72x** is available in support of Advantech's Telecom Gateway interface card (TG-810/TG-410). The TG interface card provides 10/100BaseT Ethernet (IP Gateway or Bridging) and up to eight E1/T1 G703 balanced interfaces making the TG ideal for point-to-point applications such as Cellular backhaul, or critical voice, video and data services



The ARM-72x is housed in a 1U rack mounted redundancy shelf supporting Octal E1/T1 and 10/100BaseT interface redundancy. Additionally, it comes with dual power supplies, redundancy signaling cables, status LED and front panel manual A/B redundancy override button.

ARM Series 1:1 Redundancy Solutions

Redundancy solution part numbers and included peripheral equipment.

| | |
|---|----------------------|
| ARM-700: Red 1:1: ASI(BNC) + L-band IF Out (N-type) | (P/N 19M-000ASI-001) |
| ARM-701: Red 1:1: ASI(BNC) + 70/140 IF Out (BNC) | (P/N 19M-000ASI-101) |

Included in Kit:

- Rack-mount bracket with RF splitter and switch pre-mounted;
- 2 x IF cables (respectively N to SMC or BNC to BNC)
- 2 x ASI cables (BNC-to-BNC)
- Wire harness assembly (P/N 26A-200ABC-301)

| | |
|--|----------------------|
| ARM-310: Red 1:1: EIA530/RS-422 + IF IO (BNC) | (P/N 16A-250001-000) |
| ARM-311: Red 1:1: EIA530/RS-422 + IF IO (F&N type) | (P/N 16A-250001-100) |
| ARM-312: Red 1:1: EIA530/RS-422 + IF IO (TNC) | (P/N 16A-250001-200) |

Included in kit:

- 1U rack mounted redundancy shelf
- 2 x 15-Pin D-Sub M-M redundancy signaling cables (P/N 26A-400805-D01)
- 2 x AC Power Supply cables with North American plugs (P/N 670-000380-001)
- 2 x 25-Pin D-Sub M-M cables for RS-530 interface (P/N 26A-400805-E01)

| | |
|--|----------------------|
| ARM-710: Red 1:1: EIA530/RS-422 or HSSI + IF IO (BNC) | (P/N 16A-250000-000) |
| ARM-711: Red 1:1: EIA530/RS-422 or HSSI + IF IO (F&N type) | (P/N 16A-250000-100) |
| ARM-712: Red 1:1: EIA530/RS-422 or HSSI + IF IO (TNC) | (P/N 16A-250000-200) |

Included in kit:

- 1U rack mounted redundancy shelf
- 2 x 15-Pin D-Sub M-M redundancy signaling cables (P/N 26A-400805-D01)
- 2 x AC Power Supply cables with North American plugs (P/N 670-000380-001)
- 2 x 25-Pin D-Sub M-M cables for RS-530 interface (P/N 26A-400805-E01)
- Optional : SCSI-II M to M cables (HSSI operation) –(P/N 670-00HSSI-002)

| | |
|---|----------------------|
| ARM-720: Red 1:1: Octal G703 & IP port - IF (BNC) | (P/N 16A-250002-010) |
| ARM-721: Red 1:1: Octal G703 & IP port - IF IO (F&N type) | (P/N 16A-250002-100) |
| ARM-722: Red 1:1: Octal G703 & IP port - IF IO (TNC) | (P/N 16A-250002-200) |

Included in kit:

- 1U rack mounted redundancy shelf
- 2 x 15-Pin D-Sub M-M redundancy signaling cables (P/N 26A-400805-D01)
- 2 x AC Power Supply cables with North American plugs (P/N 670-000380-001)

Configuration:

Redundancy specific command sets are available in the modems to enable redundancy and redundancy switching conditions. Conditions are configurable and may simply generate alarms or trigger a redundancy state change.

Configuration may be entered at the modem front panel, the console port or over CLI/Telnet. Additionally, Redundancy status messages are generated toward the console port periodically or upon redundancy stat change.

NORTH AMERICA USA

Tel: +1 703 659 9796
Fax: +1 703 635 2212
info.usa@advantechwireless.com

CANADA

Tel: +1 514 420 0045
Fax: +1 514 420 0073
info.canada@advantechwireless.com

EUROPE

UNITED KINGDOM
Tel: +44 1480 357 600
Fax: +44 1480 357 601
info.uk@advantechwireless.com

RUSSIA & CIS

Tel: +7 495 971 59 18
info.russia@advantechwireless.com

INDIA

Tel: +91 33 2415 5922
info.india@advantechwireless.com

SOUTH AMERICA

Tel: +1 514 420 0045
Fax: +1 514 420 0073
info.latam@advantechwireless.com

BRAZIL

Tel: +55 11 3054 5701
Fax: +55 11 3054 5701
info.brazil@advantechwireless.com

An ISO 9001 : 2008 Company



Ref.: PB-ARM-001-13150