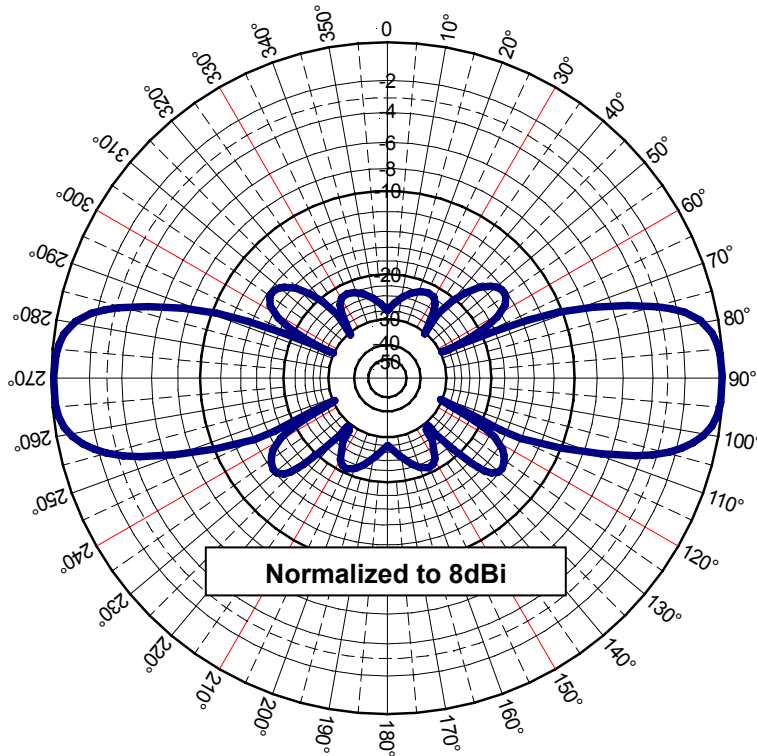


OMNI-DIRECTIONAL ANTENNAS FG24008 (2400 – 2500 MHz)



FEATURES

- Highly Stable PC Board Matching Section
- High Performance
- Easy installation /w optional FM2
- Special UV treated radome, resists sun damage
- N Female industry standard connector
- 100% tested on a network analyzer

Elevation Pattern (Y, Z or H-plane)

ELECTRICAL SPECIFICATIONS

Frequency Range: 2400 - 2500 MHz

VSWR: < 1.5:1 Max

Nominal Gain: 8dBi

Maximum Power: 100 W

Nominal Impedance: 50Ω

Polarization: Vertical

Pattern: Omni-Directional

Half-Power Beamwidth: 30° x 360°
(Elevation° x Azimuth°)

Coaxial Cable Length & Type: None

Termination: N-Female connector

Lightning Protection: Lightning Arrester
LABH350NN
(Sold Separately)



MECHANICAL SPECIFICATIONS

Height: 24-1/2"

Diameter: 1.310"

Weight: 0.5 lb

Rated Wind Velocity: 125mph (210kph)

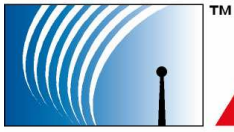
Rated Wind Velocity (with 0.5" radial ice)
85mph (137kph)

Lateral Thrust @ 125mph WIND VELOCITY
57 lbs. (26kg)

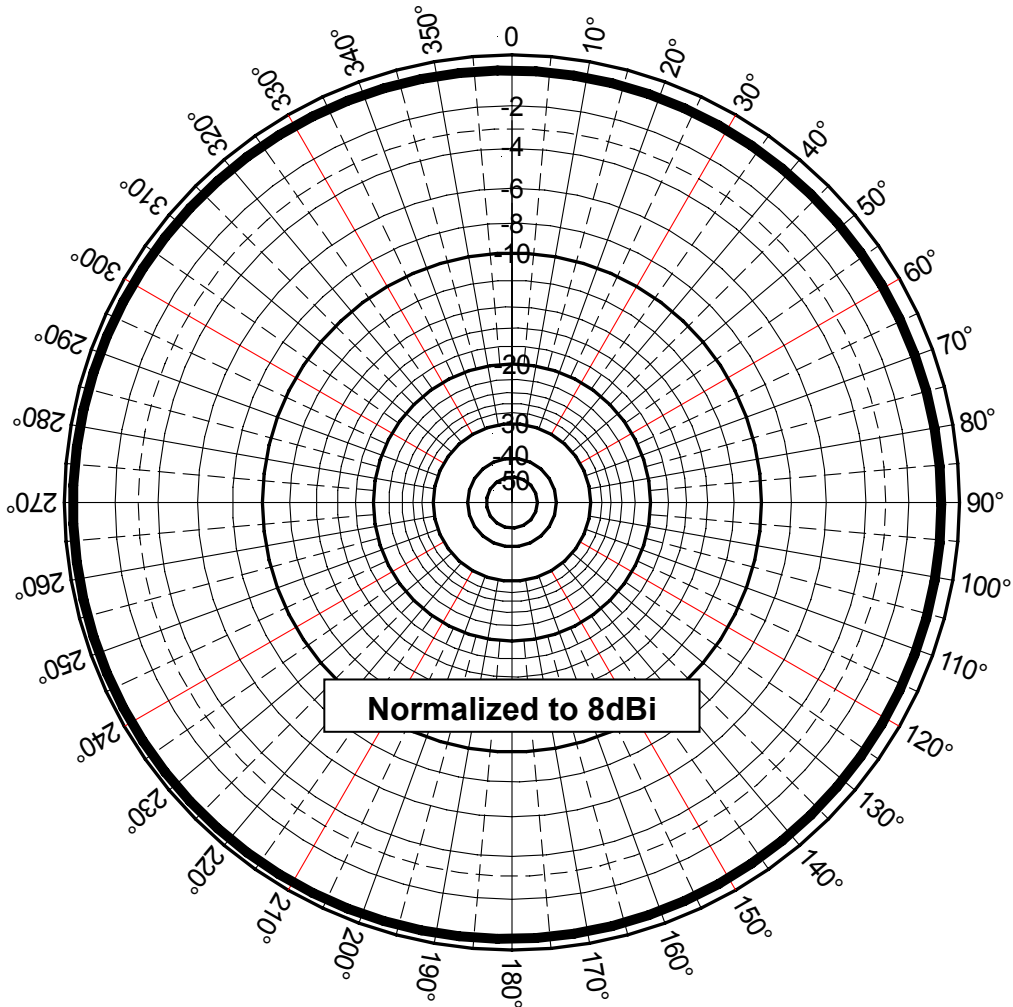
Wind Resistance in Sq. Feet: 0.2229 Sq. Ft

Mounting Information: FM2 Mounting Kit
(Sold separately)

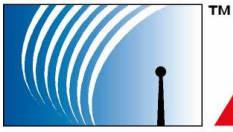




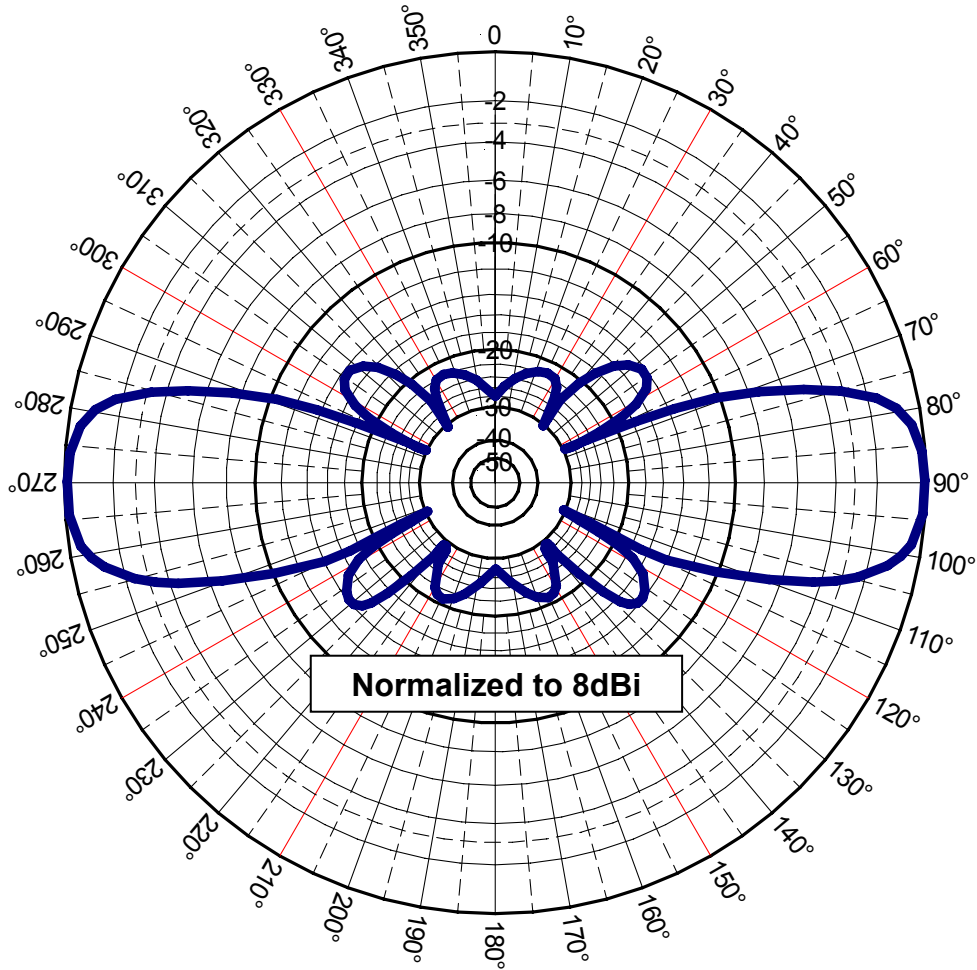
ANTENNA RADIATION PATTERN



Azimuthal Pattern (X, Y or E-Plane)



ANTENNA RADIATION PATTERN



Elevation Pattern (Z, Y or H-Plane)