

The *N-TRON*<sup>®</sup> 106FX2 is a low cost, unmanaged six port Industrial Ethernet Switch. It is housed in a hardened, metal, DIN-Rail enclosure, and is designed for use in industrial data acquisition, control, and Ethernet I/O applications.

## PRODUCT FEATURES

- Compact Size, Small Footprint
- Unmanaged Operation
- Full IEEE 802.3 Compliance
- Four 10/100BaseTX RJ-45 Ports
- Two 100BaseFX Ports with ST or SC Connectors
- Extended Environmental Specifications
  - -40°C to 70°C Operating Temperature
  - >2M Hours MTBF
- RJ-45 Ports Support Full/Half Duplex Operation
- Auto Sensing Duplex, Speed, and MDIX (RJ-45)
- Up to 1.2 Gb/s Maximum Throughput
- Store-and-forward Technology
- LED Link/Activity Status Indication
- Redundant Power Inputs (10-30 VDC)
- Hardened Metal DIN-Rail Enclosure

## PRODUCT OVERVIEW

The 106FX2 Industrial Network Switch is designed to solve the most demanding industrial communications requirements while providing high throughput and minimum downtime.

The 106FX2 provides four RJ-45 auto sensing 10/100BaseTX ports, plus two fiber based Fast Ethernet uplink ports. All TX ports are full/half duplex capable, using "state of the art" Ethernet switching technology. The 106FX2 auto-negotiates the speed and flow control capabilities of the four TX port connections, and configures itself automatically. The two fiber ports are 100BaseFX fiber optic uplinks utilizing industry standard ST or SC duplex connectors.

Since the TX ports of the 106FX2 are auto sensing, there will be no need to make extensive wiring changes if upgrades are made to the host computers, plant systems, or Ethernet I/O modules. The switching fabric simply scales up or down automatically to match your specific network environment.



The *N-TRON* 106FX2 is an ideal candidate for upgrading existing hubs and repeaters to increase bandwidth and determinism by virtually eliminating network collisions. The product also keeps the network affordable, while maintaining the plug & play simplicity of a unmanaged hub. The 106FX2 can simplify plant wiring by eliminating the need to bring data acquisition and control network connections back to a climate controlled environment.

The 106FX2 has extended operating environmental specifications to meet the harsh needs of the industrial environment. For cost savings and convenience the 106FX2 can be DIN-Rail mounted alongside Ethernet I/O or other industrial equipment. The unique compact size provides a small footprint, conserving space in the most critical dimension.

To increase reliability, the 106FX2 contains redundant power inputs. LEDs are provided to display the link status and activity of each port, as well as power on/off status.

## SPECIFICATIONS

### Case Dimensions

|           |           |           |
|-----------|-----------|-----------|
| Height:   | 3.5"      | (8.9 cm)  |
| Width:    | 1.50"     | (3.8 cm)  |
| Depth:    | 3.6"      | (9.0 cm)  |
| Weight:   | 0.60 lbs. | (0.27 kg) |
| DIN-Rail: | 35mm      |           |

### Electrical

|                |                  |
|----------------|------------------|
| Input Voltage: | 10-30 VDC        |
| Input Current: | 330mA @24V       |
| Inrush:        | 7.9Amp/0.7ms@24V |

### Environmental

|                        |                                |
|------------------------|--------------------------------|
| Operating Temperature: | -40°C to 70°C                  |
| Storage Temperature:   | -40°C to 85°C                  |
| Operating Humidity:    | 10% to 95%<br>(Non Condensing) |
| Operating Altitude:    | 0 to 10,000 ft.                |

### Network Media

|            |  |
|------------|--|
| 10BaseT:   | >Cat3 Cable  |
| 100BaseTX: | >Cat5 Cable  |
| 100BaseFX: | Multimode: 50-62.5/125µm<br>Singlemode: 7-10/125µm |

### Connectors

|               |                               |
|---------------|-------------------------------|
| 10/100BaseTX: | Four (1) RJ-45 TX Ports       |
| 100BaseFX:    | Two (2) ST or SC Duplex Ports |

### Recommended Wiring Clearance

|        |    |           |
|--------|----|-----------|
| Front: | 5" | (12.7 cm) |
| Top:   | 1" | (2.54 cm) |

## Fiber Transceiver Characteristics

| Fiber Length       | 2km*   | 15km** | 40km** | 80km** |
|--------------------|--------|--------|--------|--------|
| TX Power Min       | -19dBm | -15dBm | -5dBm  | -5dBm  |
| RX Sensitivity Max | -32dBm | -29dBm | -34dBm | -34dBm |
| Wavelength         | 1310nm | 1310nm | 1310nm | 1550nm |

\* Multimode Fiber Optic Cable  
\*\* Singlemode Fiber Optic Cable

## BENEFITS

### Industrial Network Switch

- Compact Size, Small Footprint
- Extended Environmental Specifications
- High Reliability/Availability
- Extended Environmental Specifications
- Hardened Metal DIN-Rail Enclosure
- High Performance
- High MTBF >2M Hours (measured)

### Ease of Use

- Plug & Play Operation
- Four Auto Sensing 10/100BaseTX RJ-45 Ports
- RJ-45 Ports Auto Sense Duplex, Speed, and Cable Type
- Compact DIN-Rail Package

### Increased Performance

- Full Wire Speed Capable
- Two 100BaseFX Fiber Uplinks
- Full Duplex Capable
- Eliminates Network Collisions
- Increases Network Determinism

### Regulatory Approvals

FCC Title 47 Part 15 Class A, ICES-003-Class A, CE: EN61000-6-2, EN61000-3-2,3; IEC61000-4-2,3,4,5,6,11 EN55011

UL/cUL: Hazardous and Non-Hazardous Locations Class I Div 2, Groups A, B, C, D, T4A and ANSI/ISA 12.12.01-2000

Designed to comply with:  
IEEE 1613 for Electric Utility Substations,  
NEMA TS1/TS2 for Traffic Control Equipment

## Ordering Information

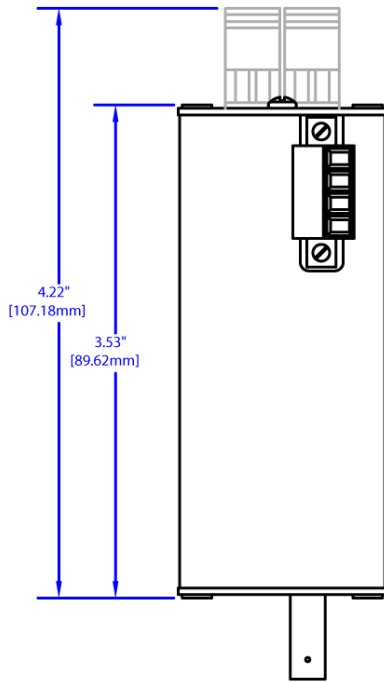
|               |                                      |
|---------------|--------------------------------------|
| 106FX2-XX     | 100BaseFX multimode fiber            |
| 106FXE2-XX-YY | 100BaseFX singlemode fiber           |
| NTPS-24-1.3   | DIN-Rail Power Supply<br>24V@1.3 Amp |

Where "XX" is: ST for ST style fiber connector  
SC for SC style fiber connector

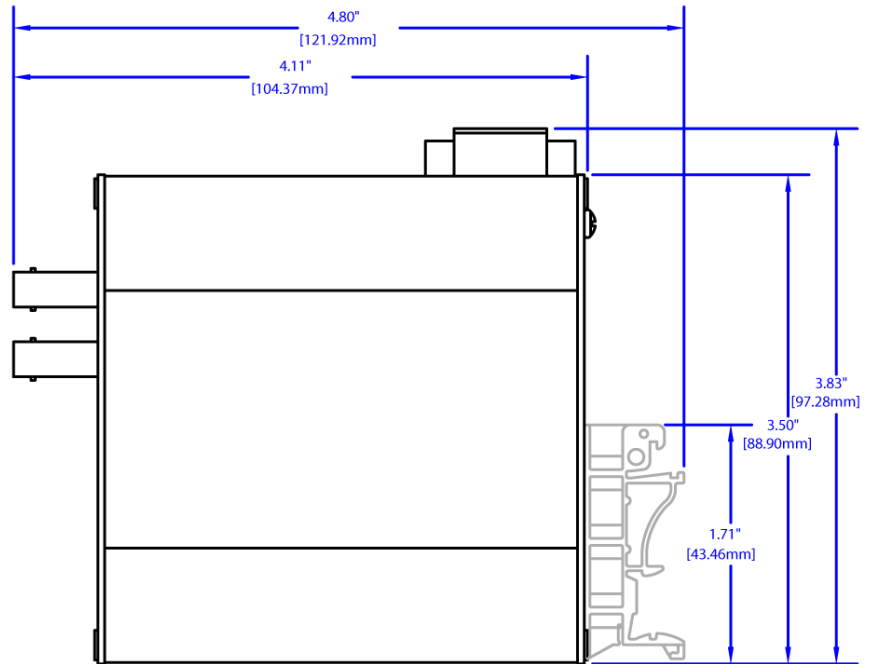
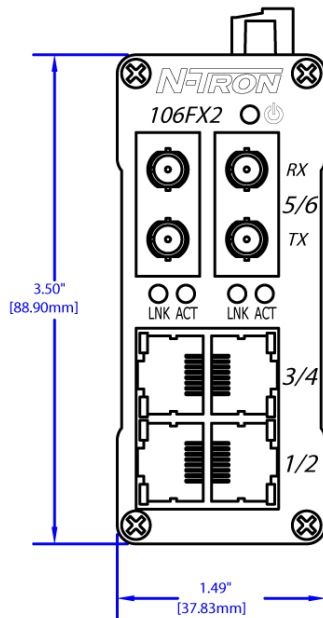
Where "YY" is: 15 for 15km max. fiber segment length  
40 for 40km max. fiber segment length  
80 for 80km max. fiber segment length

## Contact Information

Secure online ordering 24/7/365 from  **B & B electronics**  
MANUFACTURING COMPANY  
International Headquarters: 707 Dayton Road PO Box 1040 Ottawa, IL 61350 USA  
815-433-5100 Fax 433-5104 www.bb-elec.com orders@bb-elec.com support@bb-elec.com  
European Headquarters: Westlink Commercial Park Oranmore Co. Galway Ireland  
+353 91 792444 Fax +353 91 792445 www.bb-europe.com orders@bb-elec.com support@bb-europe.com



## 106FX2



Secure online ordering 24/7/365 from **B&B electronics** MANUFACTURING COMPANY

International Headquarters: 707 Dayton Road PO Box 1040 Ottawa, IL 61350 USA  
815-433-5100 Fax 433-5104 www.bb-elec.com orders@bb-elec.com support@bb-elec.com

European Headquarters: Westlink Commercial Park Oranmore Co. Galway Ireland  
+353 91 792444 Fax +353 91 792445 www.bb-europe.com orders@bb-elec.com support@bb-europe.com