

VESP211

Vlinx™ Ultra Compact Ethernet Serial Servers

- ✓ Ultra compact design fits into the tightest spaces
- ✓ RS-232, RS-422/485, and RS-232/422/485 (MEI) models
- ✓ Wide Operating Temperature (-40 to 80C)
- ✓ Wide Voltage input 10 to 30VDC
- ✓ IP30 Metal Enclosure
- ✓ Heavy industrial 61000-6-2 EMC Level 3 tested for harsh environments



VESP211 Serial Servers connect serial devices (RS-232, RS-422 or RS-485) to Ethernet networks, allowing the serial device to become a node on the network. The serial port can be accessed over a LAN/WAN using Direct IP Mode, Virtual COM Port, or Paired Mode connections. VESP211 Serial Servers feature 10BaseT or 100BaseTX copper network. The product is built for use in industrial environments, featuring a heavy duty metal enclosure that is panel (standard) or DIN rail mountable (with optional adapter). The product operates from a range of DC power supply voltages and features a barrel connector.

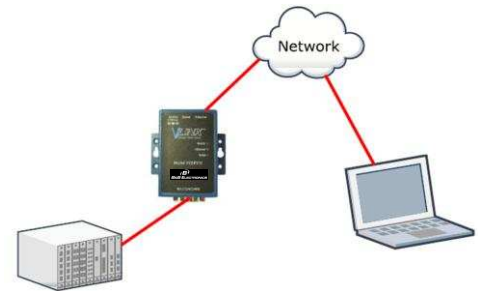
Ease of Use

Configuration, upgrades and monitoring of the serial server are simple, Easy tasks with Vlinx Manager Software. It installs right on your PC giving you access the serial server via your desktop. Remotely manage the serial server over a LAN or WAN via the build-in web server. This is helpful for off-site troubleshooting and can be done with a simple web browser.

Software Support - Windows XP (32/64 bit), 2003 Server (32/64 bit), Vista (32/64 bit), 2008 Server (32/64 bit), Windows 7 (32/64 bit)

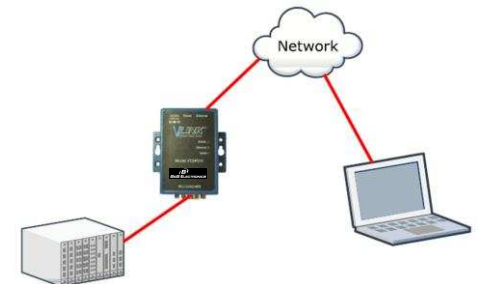
Direct IP Mode

TCP/IP or UDP/IP socket applications communicate directly with serial devices



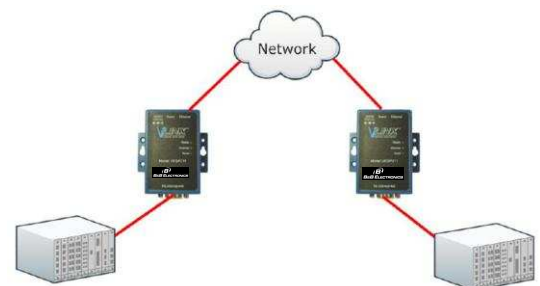
Virtual COM Mode

Communicate with serial devices through your network as if they were connected to a physical COM port.



Paired Mode

Serial devices communicate with each other by tunneling through your network.



Specifications

Serial Technology	
RS-232 (DB9)	TD, RD, DTR, DSR, RTS, CTS, DCD plus Signal Ground
RS-485 2-Wire	Data A(-), Data B(+), GND
RS-422/485 4-Wire	TDA(-), TDB(+), RDA(-), RDB(+), GND
Serial Connector	DB9M or Removable Terminal Blocks (RS422/485 models)
Data Rate	Up to 230.4 Kbps
Power	
Source	Power supply included
Input Voltage	10 to 30 VDC
Connector	Power Connector 5.5 X 2.1MM
Power Consumption	2.5 Watts Max.
Mechanical	
LED Indicators	Serial Port, Ethernet, Ready LED's
Switches	Reset Button
Dimensions	VESP211: 3.1 x 0.9 x 2.0 (with ears 2.89) inches
Enclosure	Metal, IP 30
Environmental	
Operating Temp	-40 to 80°C (-40 to 176° F)
Operating Humidity	10 to 95% Non-condensing
MTBF	VESP211 – 186,310 hours
MTBF Calc Method	Parts Count Reliability Prediction
Network	
Serial Memory	8 KB per port
Network Memory	4 KB
IP Port Addresses	5300 – Heartbeat and configuration Setting in TCP Mode (paired mode) 8888 – VESP211 Update
Network Communications	
LAN	10/100 Mbps Auto-detecting , 10BaseT or 100BaseTX
Network Physical Layer Standards	
Ethernet	IEEE 802.3 auto detecting & auto MDI/MDI-X, 10BaseT and 100Base TX
Protocols	
Protocols	TCP, IPv4, UDP, ARP, HTTP 1.0, ICMP/PING, DHCP/BOOTP
IP Mode	Static, DHCP
TCP/UDP	User definable
UDP	Unicast or Multicast
Other	
Connection Mode	Server, Client, VCOM, Paired
Client Connection	At power up or upon data arrival
Search	Serial direct COM and Ethernet Auto Search or specific IP
Diagnostics	Display PC IP, ping, test VCOM
Firmware Upgrade	Web GUI, Ethernet port, serial
Configuration Software	
OS Compatibility	Windows XP (32/64 bit), 2003 Server (32/64 bit), Vista (32/64 bit), 2008 Server (32/64 bit), Windows 7 (32/64 bit)
Regulatory / Certifications / Safety	
Compliance	UL 60950 FCC Part 15 Class A, CE
EMC	Industrial-Hardened, 15,000 volt-protected, 61000-6-2 certified switch

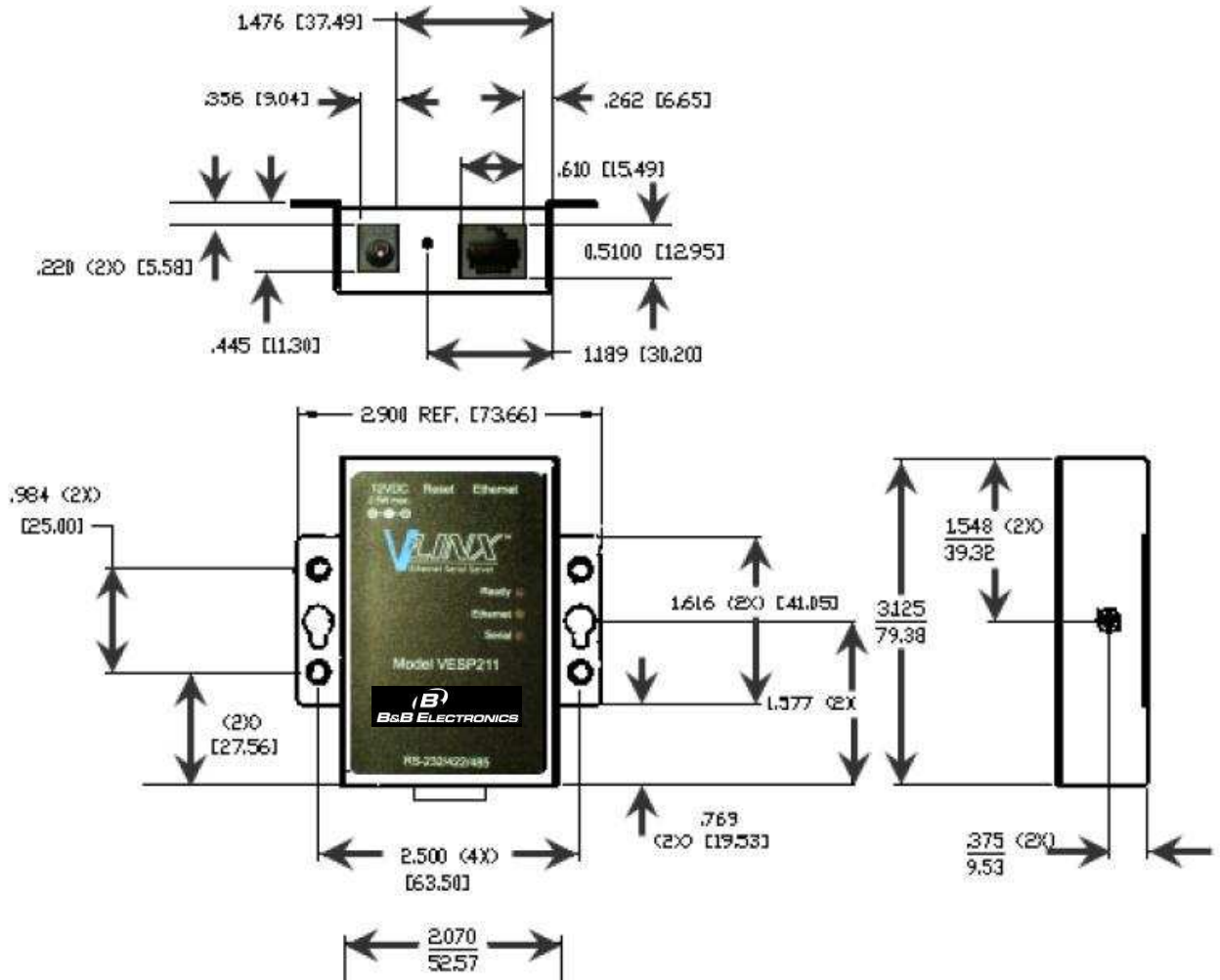
Ordering Information

Model No.	VESP211-232	VESP211-485	VESP211
Serial Protocol	RS-232	RS-422/485	RS-232/422/485 (MEI)
Serial Port	DB9M	Removable Terminal Block	DB9M
Ethernet Ports	1	1	1
Ethernet Connector	RJ45	RJ45	RJ45

Accessories

DRAD35	DIN rail clip (pair)
EIRSP1	Industrial Ethernet Surge Suppressor
232NM9	Null Modem Crossover Cable for DTE to DTE connection
PS12VDC1A	Replacement Power Supply

Mechanical Diagram



Dimensional Diagram of a VESP211 Serial Server (dimensions in inches & millimeters)