

Resistors

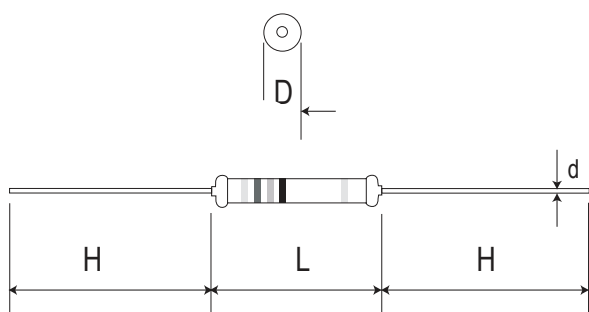
- Operating temperature -55°C to +155°C
- 0.5W to 4W
- Flame Proof

The DFR series is available in power ratings from 0.5W to 4W
With tolerances of 5% (E24) and 1% (E24 & E96)

Power Flame Proof Resistors



OUTLINE DRAWING



STYLE	Dimension			
	L	ØD	H	Ød
DFR050	3.4±0.3	1.9±0.2	28±2.0	0.45±0.05
DFR100	6.3±0.5	2.4±0.2	28±2.1	0.55±0.05
DFR200	9.0±0.5	3.9±0.3	26±2.0	0.55±0.06
DFR300SS	11.5±1.0	4.5±0.5	33±2.0	0.8±0.05
DFR300	15.5±1.0	5.0±0.5	33±2.1	0.8±0.05
DFR400	17.0±1.0	7.5±0.5	32±2.0	0.8±0.05

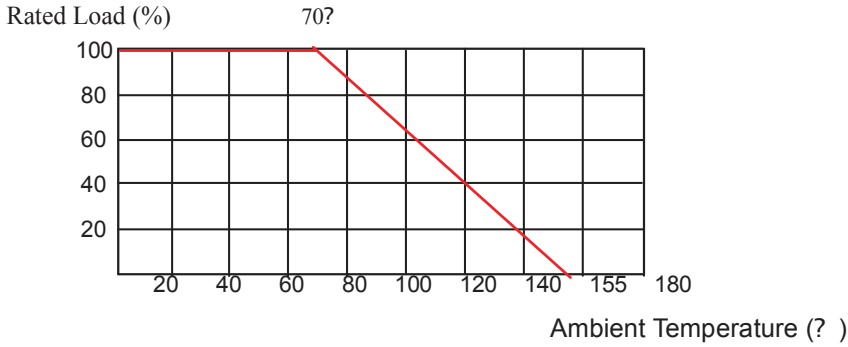
RANGE

Style	DFR050	DFR100	DFR200	DFR300SS	DFR300	DFR400
Power Rating at 70°C	0.5W	1W	2W	3W	3W	4W
Maximum Working Voltage	200V	350V	500V	500V	750V	750V
Maximum Overload Voltage	400V	600V	700V	700V	1000V	1000V
Dielectric Withstand Voltage	300V	500V	500V	500V	750V	750V
Resistance Range	1R ~ 10M & 0R for E24 and E96 ranges					
Operating Temperature Range	-55°C to +155°C					
Temperature Coefficient	±100 ppm/°C					

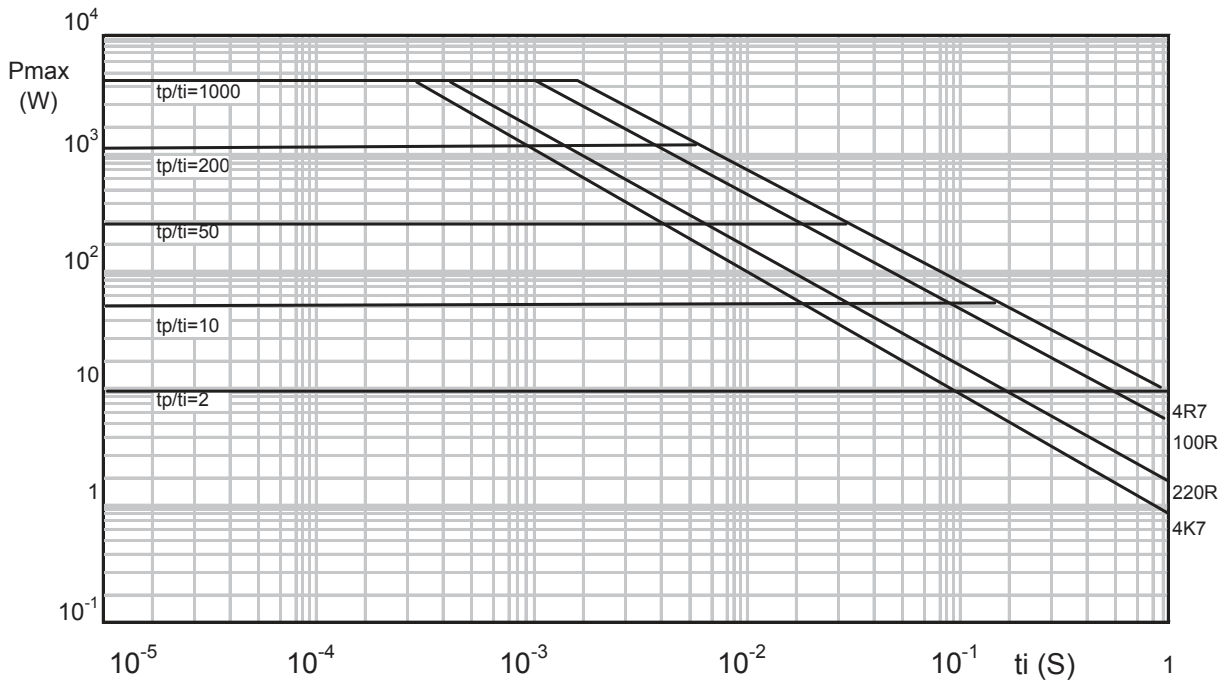
ORDERING INFORMATION

DFR	050	J	75R	T	--
	Power Rating	Tolerance	Value	Packaging	Packaging Option
	050 = 1/2W	J = 5%	in ohms	R= Paper	52- = 52.4mm
	100 = 1W	F = 1%		Taping Reel	52I = 52.4mm (I represents 0.78±0.05mm diameter)
	200 = 2W			T=Tape in	73- = 73mm
	300SS = 3W			Box	M = M Type Forming for Bulk
	300 = 3W			B=Bulk	F = F Type Forming for Bulk
	400 = 4W				FK = FK Type Forming
					FFK = FFK Type Forming
					FKK = FKK Type Forming
					FT = FT Type Forming
					MT = MTsert
					PN = PANAsert
					AV = AVIsert

Derating Curve



Pulse Loading Capabilities

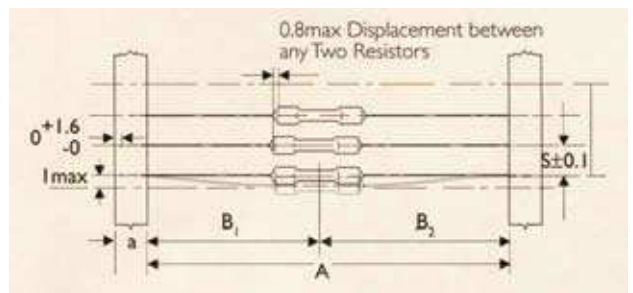


DFR400 Series:

Pulse on a regular basis; maximum permissible peak pulse power (P_{max}) as a function of pulse duration (t_i).

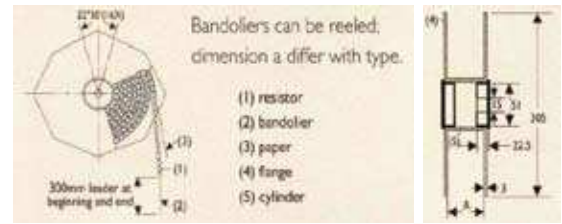
Packing Methods

STYLE	DIMENSIONS				Unit: mm
Normal	a	A	B1-B2	S (spacing)	T (max. deviation of spacing)
DFR050	6±0.5	52.4±1.0	1.2	10	1mm per 10 spacing 0.5mm per 5 spacing
DFR100	6±0.5	52.4±1.0	1.2	10	
DFR200	6±0.5	52.4±1.0	1.2	10	
DFR300	6±0.5	73±1.5	1.5	10	
DFR400	6±0.5	73±1.5	1.5	10	



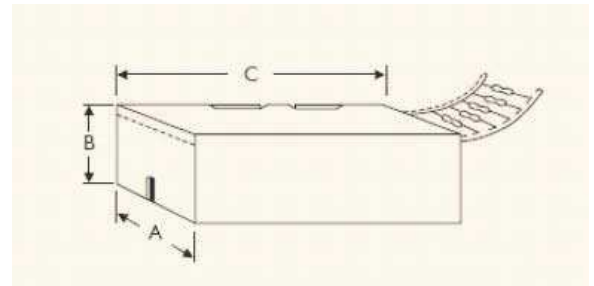
Tape on Reel Packing

STYLE	ACROSS FLANGE A	QTY Per Reel
DFR050	72	5000
DFR100	72	5000
DFR200	72	2500
DFR300	95	2000



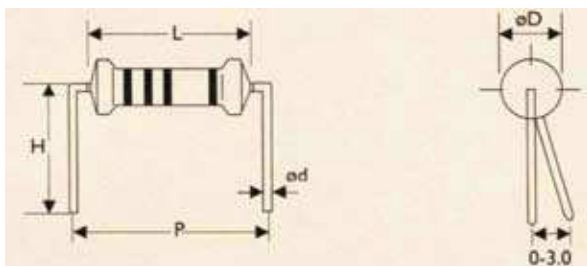
Packing Methods

STYLE	Standard Lead Length			Qty Per Box
	W (A)	H (B)	L (C)	
DFR050	81	70	260	5000
DFR100	81	104	260	1000
DFR200	73	45	258	1000
DFR300	103	78	260	1000
DFR400	103	78	260	1000



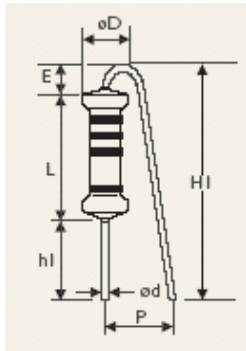
Special Type

M TYPE



STYLE	DIMENSIONS				UNIT : mm	
	L	øD	ød	P	H	
DFR050	3.4 ± 0.3	1.9 ± 0.2	0.45 ± 0.05	6.0 ± 1.0	10.0 ± 1	
DFR100	6.3 ± 0.5	2.4 ± 0.2	0.55 ± 0.05	10.0 ± 1.0	10.0 ± 1	
DFR300	15.5 ± 1.0	5.0 ± 0.5	0.8 ± 0.05	20.0 ± 1.0	15.0 ± 1	

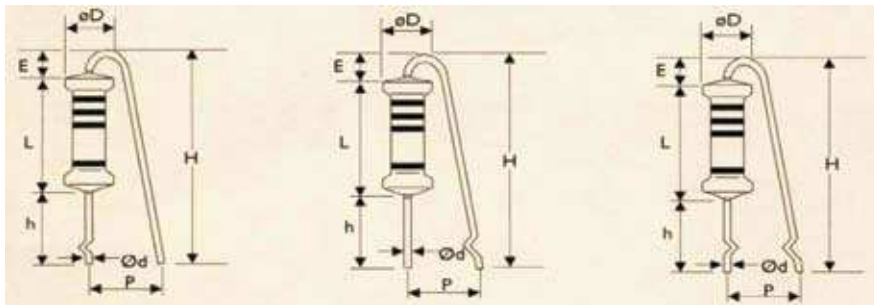
F TYPE



STYLE	DIMENSIONS							UNIT : mm
Normal	L	øD	ød	P	h1	H1 max	E max	
DFR300	15.5 ± 1.0	5.0 ± 0.5	0.8 ± 0.05	6.0 ± 1	5.0 ± 1	25	3.5	

* FMP100 is available

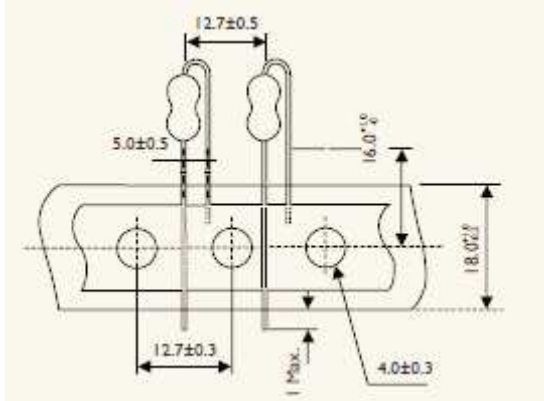
FK TYPE FFK TYPE FKK TYPE



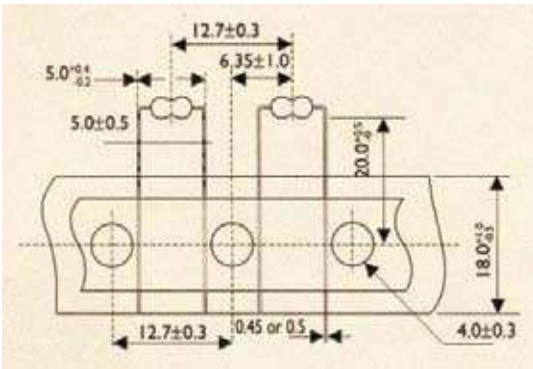
STYLE	DIMENSIONS							UNIT : mm
Normal	L	øD	ød	P	h	H max	E max	
DFR300	15.5 ± 1.0	5.0 ± 0.5	0.8 ± 0.05	6.0 ± 1	10.0 ± 1	30	3.5	

* DFR300 is available

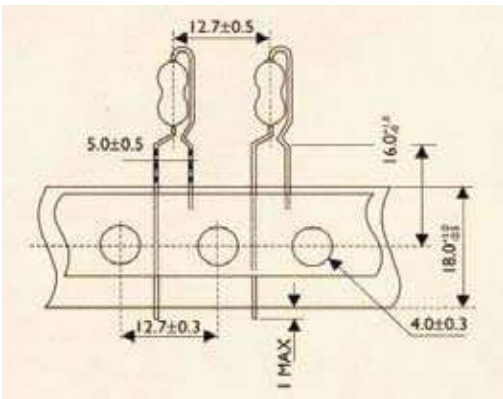
FT Type Forming for Taping (Rated Watt 100 size only)



MT Type Forming for Taping (Rated Watt -50 size only)



PN Type Forming for Taping (Rated Watt 100 size only)



AV Type Forming for Taping (Rated Watt 100 size only)

