

TECHNICAL DATA
DATA SHEET 4708, REV. A

HERMETIC POWER SCHOTTKY RECTIFIER 175°C Maximum Operation Temperature

DESCRIPTION: A 45-VOLT, 3/6 AMP, POWER SCHOTTKY RECTIFIER IN A HERMETIC TO-254 PACKAGE.

MAXIMUM RATINGS

ALL RATINGS ARE @ $T_C = 25^\circ\text{C}$ UNLESS OTHERWISE SPECIFIED.

RATING	SYMBOL	MAX.	UNITS
PEAK INVERSE VOLTAGE	PIV	45	Volts
MAXIMUM DC OUTPUT CURRENT (@ $T_C=100^\circ\text{C}$) (Single, Doubler)	I_O	3	Amps
MAXIMUM DC OUTPUT CURRENT (@ $T_C=100^\circ\text{C}$) (Common Cathode, Common Anode)	I_O	6	Amps
MAXIMUM NONREPETITIVE FORWARD SURGE CURRENT ($t=8.3\text{ms}$, Sine)	I_{FSM}	55	Amps
MAXIMUM JUNCTION CAPACITANCE ($V_r=5\text{V}$)	C_T	160	pF
MAXIMUM THERMAL RESISTANCE (per leg)	$R_{\theta JC}$	11.9	$^\circ\text{C/W}$
MAXIMUM OPERATING TEMPERATURE RANGE	Top/Tstg	-65 to + 175	$^\circ\text{C}$
MAXIMUM STORAGE TEMPERATURE RANGE	Top/Tstg	-65 to + 175	$^\circ\text{C}$

ELECTRICAL CHARACTERISTICS

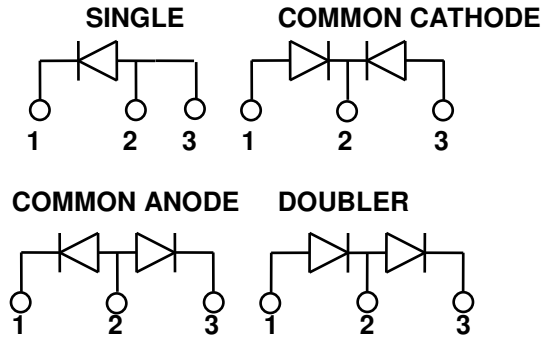
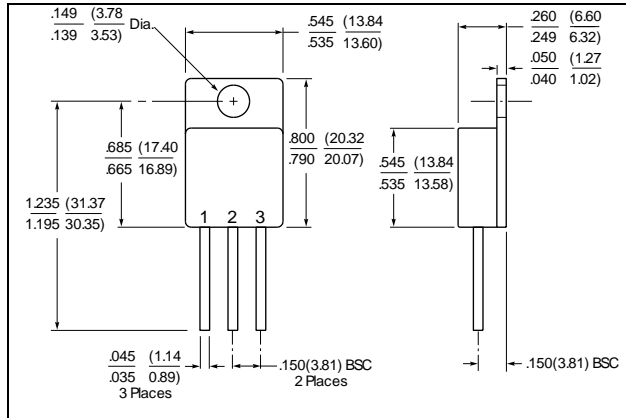
CHARACTERISTIC	SYMBOL	MAX.	UNITS
MAXIMUM FORWARD VOLTAGE DROP, Pulsed ($I_f = 3$ Amps) $T_J = 25^\circ\text{C}$ $T_J = 125^\circ\text{C}$	V_f	0.74 0.67	Volts
MAXIMUM REVERSE CURRENT (I_r @ 45 V PIV) $T_J = 25^\circ\text{C}$ $T_J = 125^\circ\text{C}$	I_r	0.08 3	mA

SENSITRON

TECHNICAL DATA

DATASHEET 4708, REV. -

Mechanical Dimensions: In inches / mm



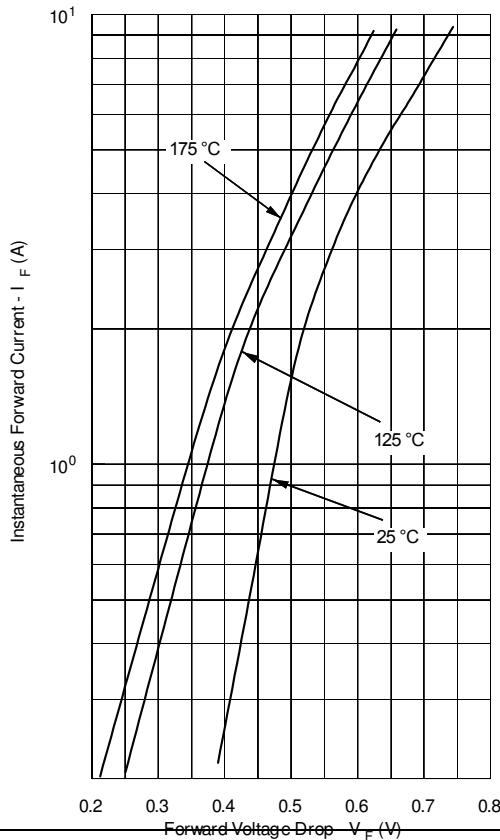
TO-254

PINOUT TABLE

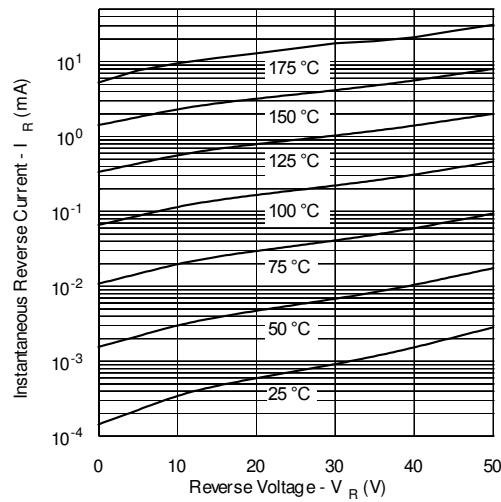
TYPE	PIN 1	PIN 2	PIN 3
SINGLE RECTIFIER	CATHODE	ANODE	ANODE
DUAL RECTIFIER, COMMON CATHODE (P)	ANODE 1	COMMON CATHODE	ANODE 2
DUAL RECTIFIER, COMMON ANODE (N)	CATHODE 1	COMMON ANODE	CATHODE 2
DUAL RECTIFIER, DOUBLER (D)	ANODE	CATHODE/ ANODE	CATHODE

Curves shown are for bare die only.

Typical Forward Characteristics



Typical Reverse Characteristics



Typical Junction Capacitance

