

SEMICONDUCTOR

TECHNICAL DATA, Rev-

Maximum Ratings:

Characteristics	Symbol	Condition	Max.	Units
Peak Inverse Voltage	V_{RWM}	-	45	V
Max. Average Forward Current (Total Package) *	$I_{F(AV)}$	50% duty cycle @ $T_C = 100^\circ\text{C}$, rectangular wave form	30	A
Max. Peak One Cycle Non-Repetitive Surge Current (Per Leg)	I_{FSM}	8.3 ms, half Sine pulse	300	A
Non-Repetitive Avalanche Energy (Per Leg)	E_{AS}	$T_J = 25^\circ\text{C}$, $I_{AS} = 2.0\text{ A}$, $L = 0.26\text{ mH}$	0.54	mJ

* Derate linearly at 300 mA/°C from $T_J = T_C = +100^\circ\text{C}$ to $+150^\circ\text{C}$. 300 mA/°C times $50^\circ\text{C} = 15\text{ A}$, the device rating.

Electrical Characteristics:

Characteristics	Symbol	Condition	Max.	Units
Max. Forward Voltage Drop (Per Leg)	V_{F1}	@ 5 A, Pulse, $T_J = 25^\circ\text{C}$	0.55	V
	V_{F2}	@ 15 A, Pulse, $T_J = 25^\circ\text{C}$	0.75	
	V_{F3}	@ 30 A, Pulse, $T_J = 25^\circ\text{C}$	1.00	
	V_{F4}	@ 15 A, Pulse, $T_J = -55^\circ\text{C}$	0.80	V
Max. Reverse Current (Per Leg)	I_{R1}	@ $V_R = 45\text{ V}$, Pulse, $T_J = 25^\circ\text{C}$	1.0	mA
	I_{R2}	@ $V_R = 45\text{ V}$, Pulse, $T_J = 125^\circ\text{C}$	40	mA
Max. Junction Capacitance (Per Leg)	C_T	@ $V_R = 5\text{ V}$, $T_C = 25^\circ\text{C}$ $f_{SIG} = 1\text{ MHz}$, $V_{SIG} = 50\text{ mV (p-p)}$	2000	pF
Max. Voltage Rate of Change (Per Leg)	dv/dt	-	10,000	V/ μs

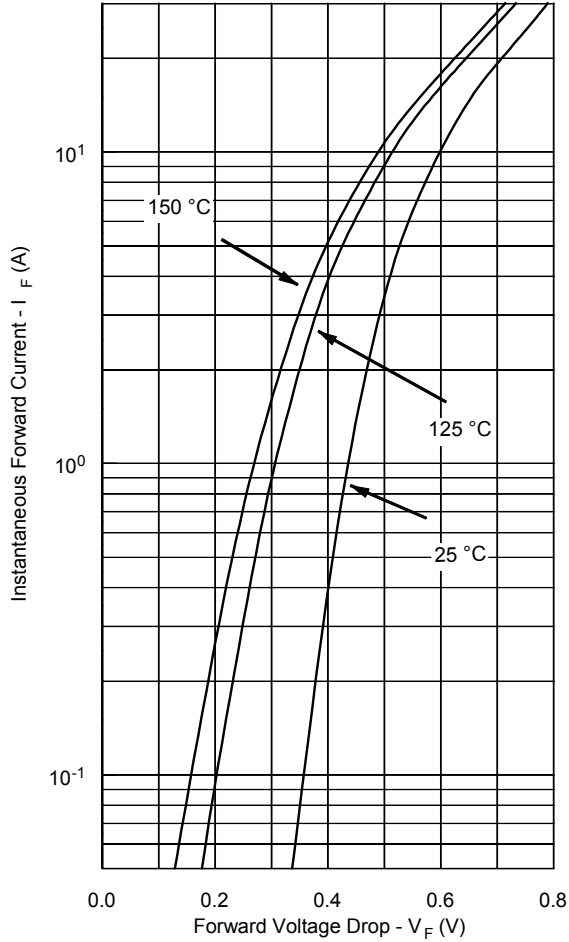
Thermal-Mechanical Specifications:

Characteristics	Symbol	Condition	Specification	Units
Max. Junction Temperature	T_J	-	-65 to +150	°C
Max. Storage Temperature	T_{stg}	-	-65 to +150	°C
Maximum Thermal Resistance Junction to Case (Per Leg)	$R_{\theta JC}$	DC operation	1.65	°C/W
Case Style	Hermetic TO-254			

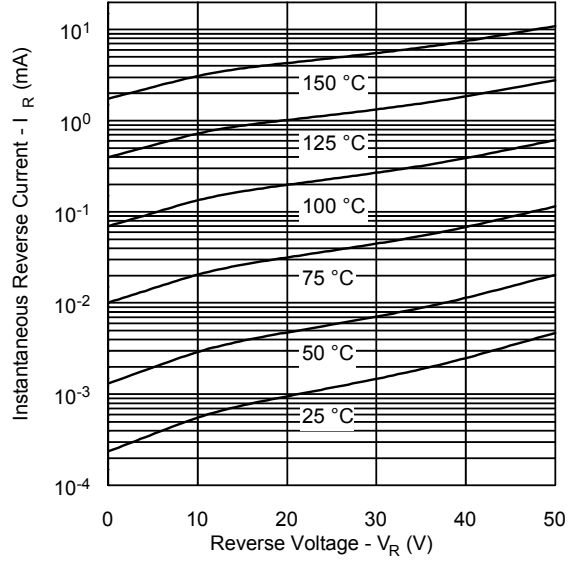
SEMICONDUCTOR

TECHNICAL DATA, Rev-

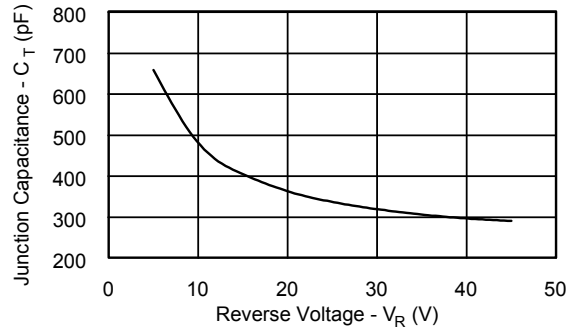
Typical Forward Characteristics



Typical Reverse Characteristics



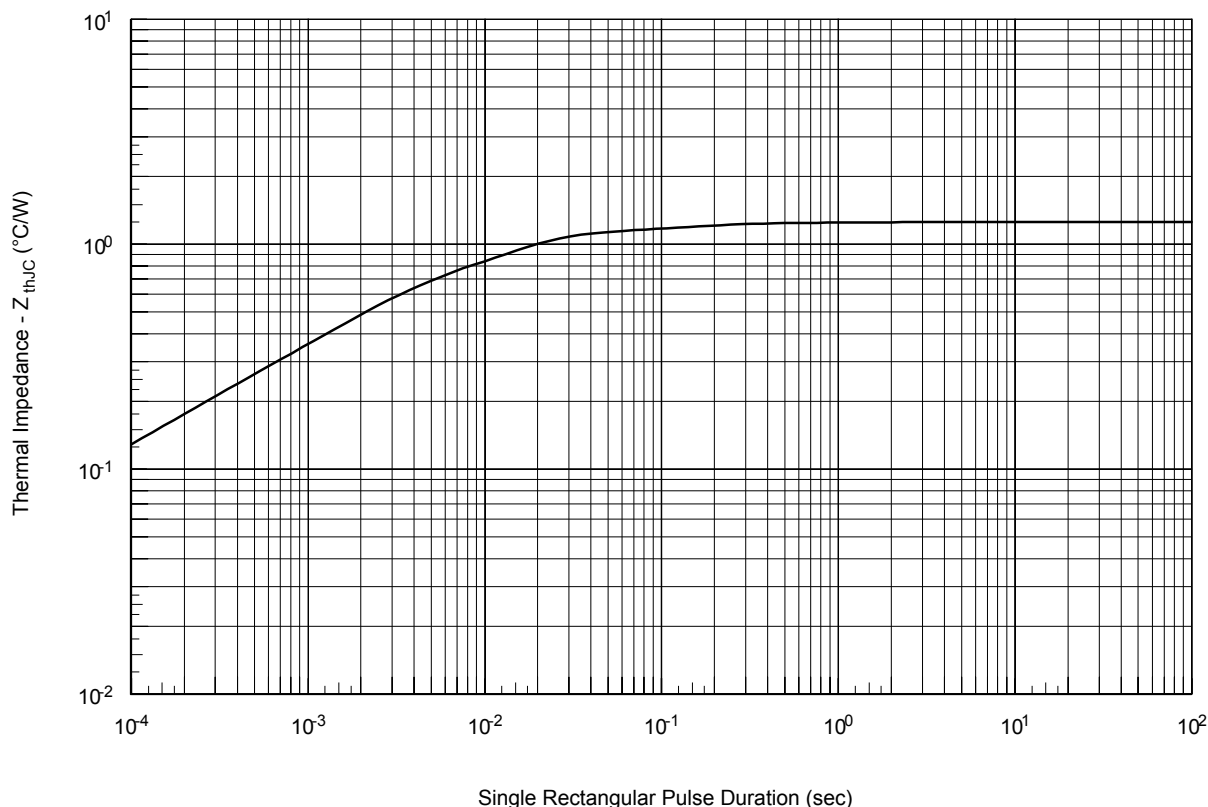
Typical Junction Capacitance



SEMICONDUCTOR

TECHNICAL DATA, Rev-

Typical Thermal Resistance

**DISCLAIMER:**

1- The information given herein, including the specifications and dimensions, is subject to change without prior notice to improve product characteristics. Before ordering, purchasers are advised to contact the Sensitron Semiconductor sales department for the latest version of the datasheet(s).

2- In cases where extremely high reliability is required (such as use in nuclear power control, aerospace and aviation, traffic equipment, medical equipment, and safety equipment), safety should be ensured by using semiconductor devices that feature assured safety or by means of users' fail-safe precautions or other arrangement.

3- In no event shall Sensitron Semiconductor be liable for any damages that may result from an accident or any other cause during operation of the user's units according to the datasheet(s). Sensitron Semiconductor assumes no responsibility for any intellectual property claims or any other problems that may result from applications of information, products or circuits described in the datasheets.

4- In no event shall Sensitron Semiconductor be liable for any failure in a semiconductor device or any secondary damage resulting from use at a value exceeding the absolute maximum rating.

5- No license is granted by the datasheet(s) under any patents or other rights of any third party or Sensitron Semiconductor.

6- The datasheet(s) may not be reproduced or duplicated, in any form, in whole or part, without the expressed written permission of Sensitron Semiconductor.

7- The products (technologies) described in the datasheet(s) are not to be provided to any party whose purpose in their application will hinder maintenance of international peace and safety nor are they to be applied to that purpose by their direct purchasers or any third party. When exporting these products (technologies), the necessary procedures are to be taken in accordance with related laws and regulations.