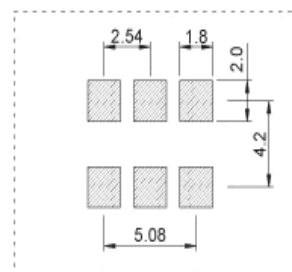
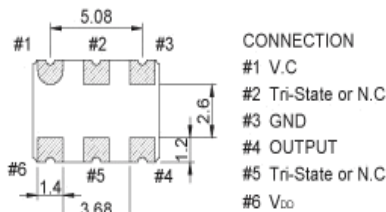
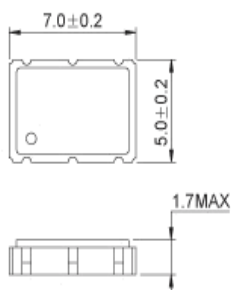


CV57H Series VCXO

5x7mm Ceramic
RoHS Compliant
HCMOS / TTL
5.0 or 3.3VDC
1.000 to 300.000MHz
VC on Pin 1

Mechanical Dimensions

Dimensions are in millimeters. Dot indicates pin one location.

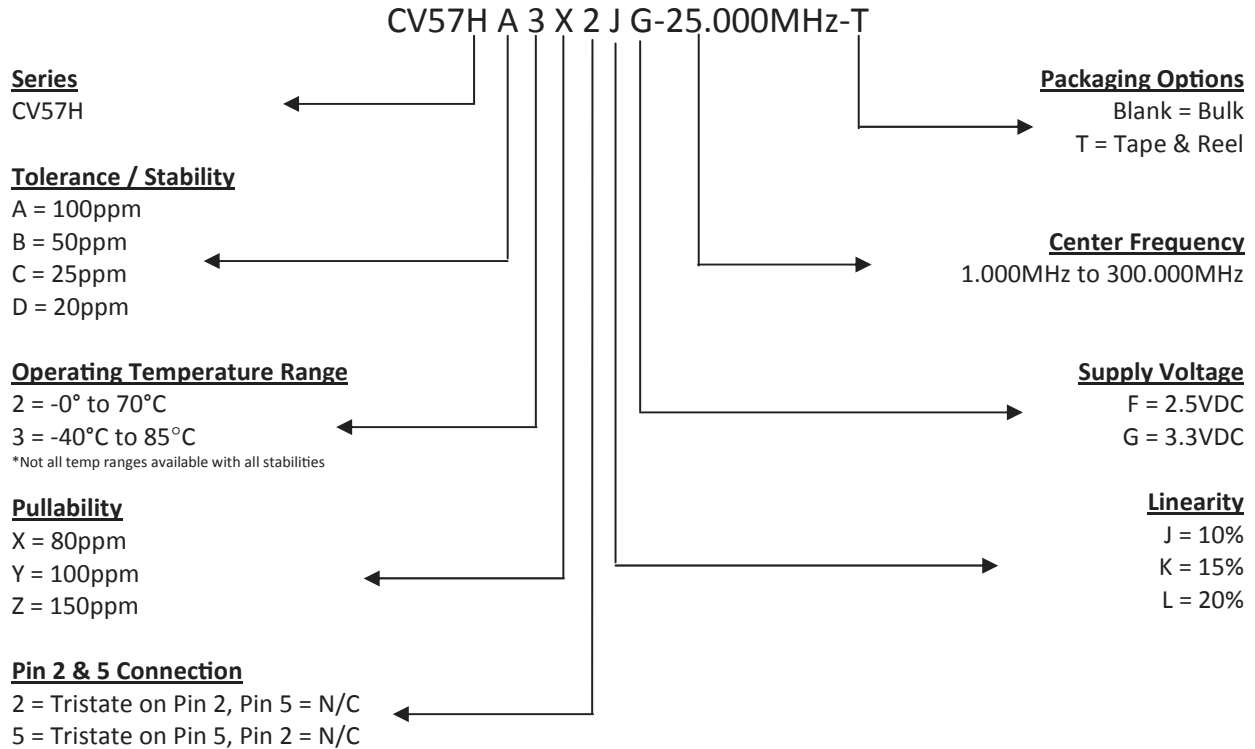


LAND PATTERN

Electrical Specifications

Frequency Range	1.000—77.760MHz (Fundamental)	77.761-300.000 (Multiplied)
Stability	20ppm, 25ppm, 50ppm, or 100ppm*	
Operating Temperature Range	0°C to 70°C or -40°C to 85°C*	
Storage Temperature	-55°C to 125°C	
Output	HCMOS / TTL	
Supply Voltage	5.0V _{DC} ± 5% or 3.3V _{DC} ± 5%	
Linearity	±20%, ±15%, or ±10%	
Duty Cycle	50 ± 5%	
Frequency Deviation / Pin 1 Control Voltage	2.5 ± 2.0V _{DC} 1.65 ± 1.35V _{DC}	±80, ±100, or ±150ppm ±80, ±100, or ±150ppm
Aging	±3ppm per year	
Rise / Fall Time	10ns Max	
Load Drive Capability	10 TTL Load or 15pF HCMOS Load	
Output Voltage Logic High Output Voltage Logic Low	HCMOS Load HCMOS Load	90% of V _{DD} Min 10% of V _{DD} Max
Start Time	10mS Max	
Period Jitter : Pk to Pk	100ps Max	
Period Jitter: One Sigma	25ps Max	

Part Numbering Guide



Part Marking Guide

Line #1	CV57H
Line #2	XX.XXX M XX.XXX = Frequency (5 Digits Max + Decimal) M = Frequency Unit Of Measure (MHz)
Line #3	XX YY ZZ XX = Crescent Manufacturing Identifier YY = Last Two Digits of Year ZZ = Week of Year