ER1000 – ER1006

10A GLASS PASSIVATED SUPERFAST RECTIFIER

Features

- Glass Passivated Die Construction
- Super-Fast Switching
- Low Forward Voltage Drop
- Low Reverse Leakage Current
- High Surge Current Capability
- Plastic Material has UL Flammability Classification 94V-O

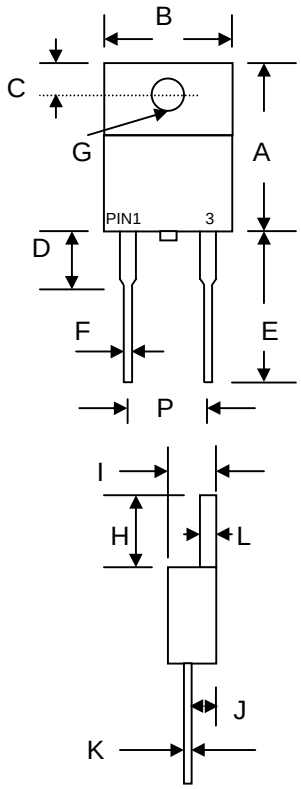

TO-220A		
Dim	**Min**	**Max**
A	13.90	15.90
B	9.80	10.70
C	2.54	3.43
D	3.56	4.56
E	12.70	14.73
F	0.51	0.96
G	3.55 Ø	4.09 Ø
H	5.75	6.85
I	4.16	5.00
J	2.03	2.92
K	0.30	0.65
L	1.14	1.40
P	4.83	5.33
All Dimensions in mm		

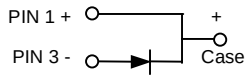

Mechanical Data

- Case: TO-220A, Molded Plastic
- Terminals: Plated Leads Solderable per MIL-STD-202, Method 208
- Polarity: See Diagram
- Weight: 2.24 grams (approx.)
- Mounting Position: Any
- Mounting Torque: 11.5 cm-kg (10 in-lbs) Max.
- **Lead Free: For RoHS / Lead Free Version, Add "-LF" Suffix to Part Number, See Page 4**

Maximum Ratings and Electrical Characteristics @T_A=25℃ unless otherwise specified

Single Phase, half wave, 60Hz, resistive or inductive load.
For capacitive load, derate current by 20%.

Characteristic	Symbol	ER 1000	ER 1001	ER 1001A	ER 1002	ER 1003	ER 1004	ER 1006	Unit
Peak Repetitive Reverse Voltage Working Peak Reverse Voltage DC Blocking Voltage	V_{RRM} V_{RWM} V_R	50	100	150	200	300	400	600	V
RMS Reverse Voltage	$V_{R(RMS)}$	35	70	105	140	210	280	420	V
Average Rectified Output Current @T_C = 105℃	I_O	10							A
Non-Repetitive Peak Forward Surge Current 8.3ms Single half sine-wave superimposed on rated load (JEDEC Method)	I_{FSM}	150							A
Forward Voltage @I_F = 10A	V_{FM}	0.95				1.3		1.7	V
Peak Reverse Current @T_A = 25℃ At Rated DC Blocking Voltage @T_A = 100℃	I_{RM}	10 500							µA
Reverse Recovery Time (Note 1)	t_{rr}	35				50			nS
Typical Junction Capacitance (Note 2)	C_j	80				50			pF
Operating and Storage Temperature Range	T_j, T_{STG}	-65 to +150							℃

Note: 1. Measured with IF = 0.5A, IR = 1.0A, IRR = 0.25A.
2. Measured at 1.0 MHz and applied reverse voltage of 4.0V D.C.

© 2006 Won-Top Electronics

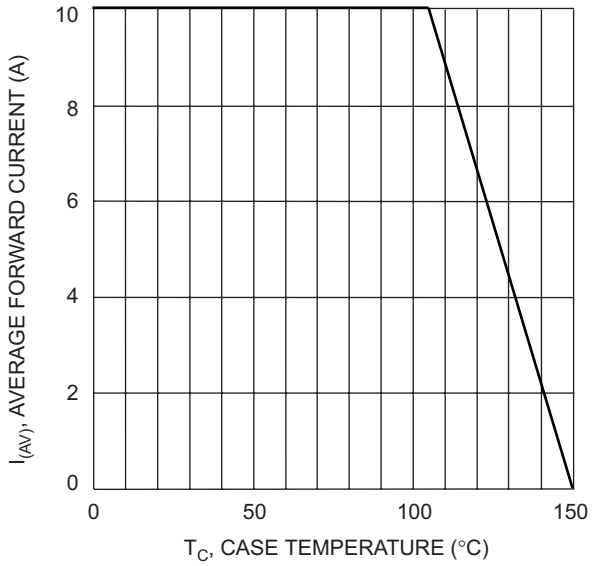

Fig. 1 Forward Current Derating Curve

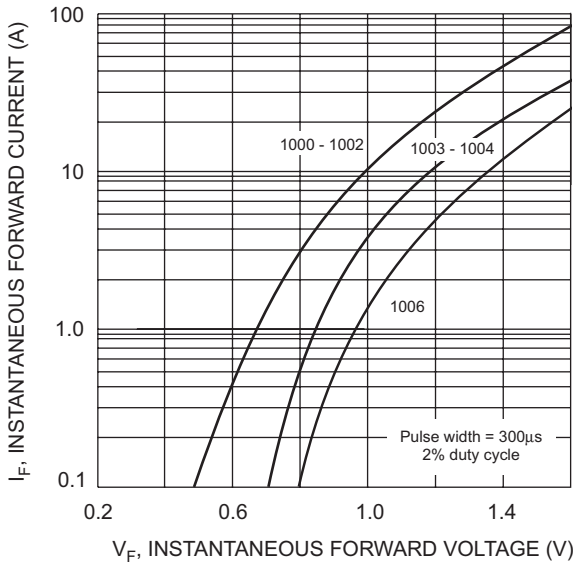

Fig. 2 Typical Forward Characteristics

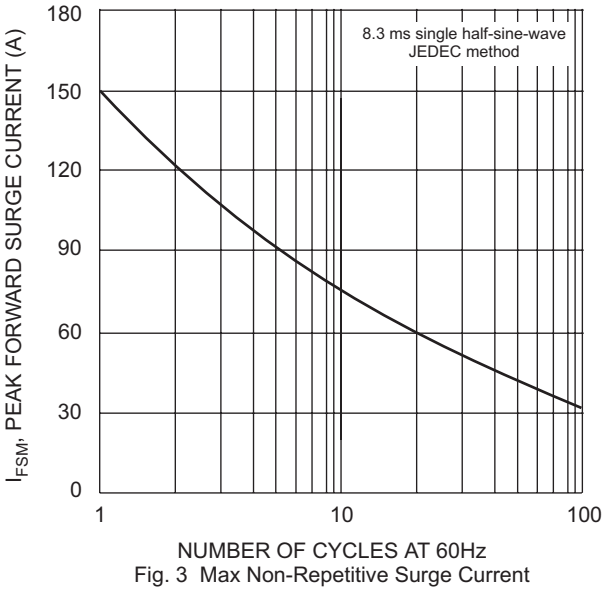

Fig. 3 Max Non-Repetitive Surge Current

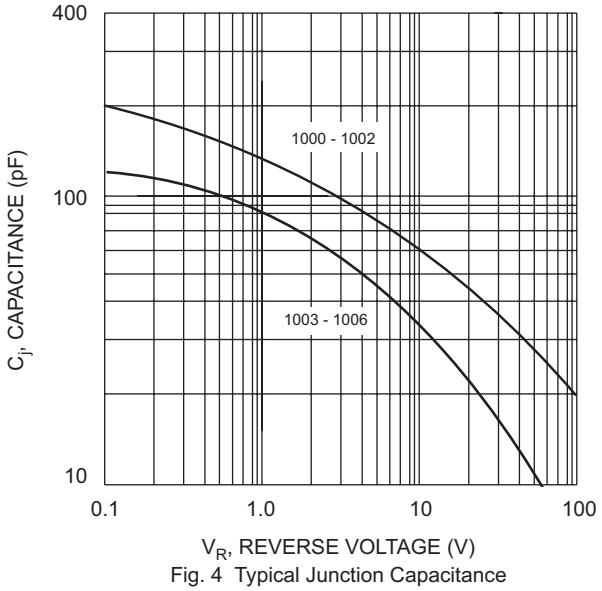

Fig. 4 Typical Junction Capacitance

 © 2006 Won-Top Electronics

MARKING INFORMATION

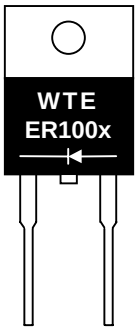

WTE	= Manufacturer's Logo
ER100x	= Device Number
x	= 0, 1, 1A, 2, 3, 4 or 6
Polarity	= As Marked on Body

PACKAGING INFORMATION

BULK

Tube Size L x W x H (mm)	Quantity (PCS)	Inner Box Size L x W x H (mm)	Quantity (PCS)	Carton Size L x W x H (mm)	Quantity (PCS)	Approx. Gross Weight (KG)
525 x 31 x 6	50	555 x 145 x 95	2,000	572 x 306 x 218	8,000	19.0

Note: 1. Anti-static tube, water clear color.

RECOMMENDED SCREW MOUNTING ARRANGEMENT

Recommended isolated mounting when screw is at heatsink potential. 4-40 hardware is used.

Screw should not be tightened with any type of air-forced torque or equipment that may cause high impact on device package. The insulating bushing inside the mounting hole will insure the screw threads do not contact the metal base.

The interface should apply a layer of thermal grease or a highly conductive thermal pad for better heat dissipation.

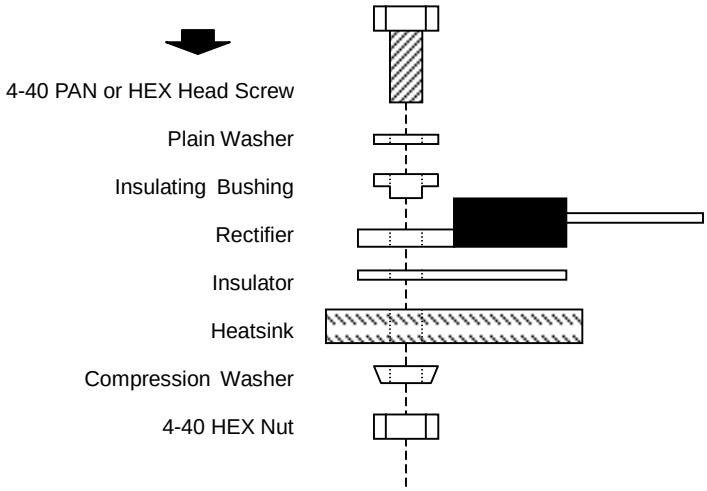

 © 2006 Won-Top Electronics

ORDERING INFORMATION

Product No.	Package Type	Shipping Quantity
ER1000	TO-220A	50 Units/Tube
ER1001	TO-220A	50 Units/Tube
ER1001A	TO-220A	50 Units/Tube
ER1002	TO-220A	50 Units/Tube
ER1003	TO-220A	50 Units/Tube
ER1004	TO-220A	50 Units/Tube
ER1006	TO-220A	50 Units/Tube

1. Shipping quantity given is for minimum packing quantity only. For minimum order quantity, please consult the Sales Department.
2. **To order RoHS / Lead Free version (with Lead Free finish), add "-LF" suffix to part number above. For example, ER1000-LF**.

Won-Top Electronics Co., Ltd (WTE) has checked all information carefully and believes it to be correct and accurate. However, WTE cannot assume any responsibility for inaccuracies. Furthermore, this information does not give the purchaser of semiconductor devices any license under patent rights to manufacturer. WTE reserves the right to change any or all information herein without further notice.

WARNING: DO NOT USE IN LIFE SUPPORT EQUIPMENT. WTE power semiconductor products are not authorized for use as critical components in life support devices or systems without the express written approval.

Won-Top Electronics Co., Ltd.
No. 44 Yu Kang North 3rd Road, Chine Chen Dist., Kaohsiung, Taiwan
Phone: 886-7-822-5408 or 886-7-822-5410
Fax: 886-7-822-5417
Email: sales@wontop.com
Internet: http://www.wontop.com

We power your everyday.

 © 2006 Won-Top Electronics