


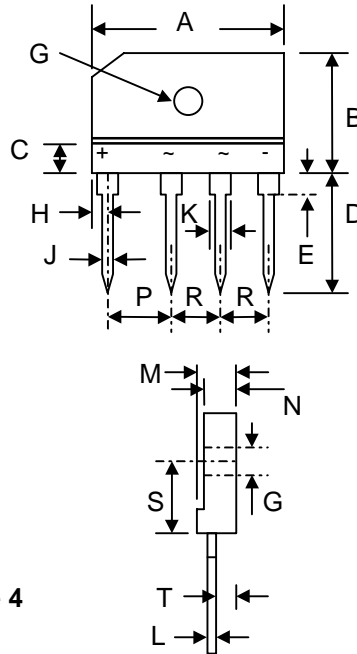
35A GLASS PASSIVATED SINGLE-PHASE BRIDGE RECTIFIER

Features

- Glass Passivated Die Construction
- Low Forward Voltage Drop
- High Current Capability
- High Reliability
- High Surge Current Capability
- Ideal for Printed Circuit Boards
-  Recognized File # E157705

Mechanical Data

- Case: GBJ-6, Molded Plastic
- Terminals: Plated Leads Solderable per MIL-STD-202, Method 208
- Polarity: As Marked on Body
- Weight: 7.0 grams (approx.)
- Mounting Position: Any
- Mounting Torque: 10 cm·kg (8.8 in·lbs) Max.
- **Lead Free: For RoHS / Lead Free Version, Add "-LF" Suffix to Part Number, See Page 4**



| GBJ-6 | | |
|----------------------|------|------|
| Dim | Min | Max |
| A | 29.7 | 30.3 |
| B | 19.7 | 20.3 |
| C | — | 5.0 |
| D | 17.0 | 18.0 |
| E | 3.8 | 4.2 |
| G | 3.1Ø | 3.4Ø |
| H | 2.3 | 2.7 |
| J | 0.9 | 1.1 |
| K | 1.8 | 2.2 |
| L | 0.6 | 0.8 |
| M | 4.4 | 4.8 |
| N | 3.4 | 3.8 |
| P | 9.8 | 10.2 |
| R | 7.3 | 7.7 |
| S | 10.8 | 11.2 |
| T | 2.3 | 2.7 |
| All Dimensions in mm | | |

Maximum Ratings and Electrical Characteristics @ $T_A=25^\circ\text{C}$ unless otherwise specified

Single Phase, half wave, 60Hz, resistive or inductive load.
For capacitive load, derate current by 20%.

| Characteristic | Symbol | GBJ 35A | GBJ 35B | GBJ 35D | GBJ 35G | GBJ 35J | GBJ 35K | GBJ 35M | Unit |
|---|-----------------|-------------|---------|---------|---------|---------|---------|---------|--------------------|
| Peak Repetitive Reverse Voltage | V_{RRM} | | | | | | | | |
| Working Peak Reverse Voltage | V_{RWM} | 50 | 100 | 200 | 400 | 600 | 800 | 1000 | V |
| DC Blocking Voltage | V_R | | | | | | | | |
| RMS Reverse Voltage | $V_{R(RMS)}$ | 35 | 70 | 140 | 280 | 420 | 560 | 700 | V |
| Average Rectified Output Current @ $T_C = 100^\circ\text{C}$ (Note 1) | I_O | 35 | | | | | | | A |
| Non-Repetitive Peak Forward Surge Current 8.3ms Single half sine-wave superimposed on rated load (JEDEC Method) | I_{FSM} | 350 | | | | | | | A |
| Forward Voltage per diode @ $I_F = 17.5\text{A}$ | V_{FM} | 1.1 | | | | | | | V |
| Peak Reverse Current @ $T_A = 25^\circ\text{C}$ | I_R | 10 | | | | | | | μA |
| At Rated DC Blocking Voltage @ $T_A = 125^\circ\text{C}$ | | 350 | | | | | | | |
| Typical Thermal Resistance per leg (Note 2) | $R_{\theta JA}$ | 22 | | | | | | | $^\circ\text{C/W}$ |
| Typical Thermal Resistance per leg (Note 1) | $R_{\theta JC}$ | 1.0 | | | | | | | $^\circ\text{C/W}$ |
| Operating and Storage Temperature Range | T_j, T_{STG} | -55 to +150 | | | | | | | $^\circ\text{C}$ |

Note: 1. Device mounted on 220 x 220 x 1.6mm thick Al plate heatsink.
2. Device mounted on P.C.B. without heatsink.

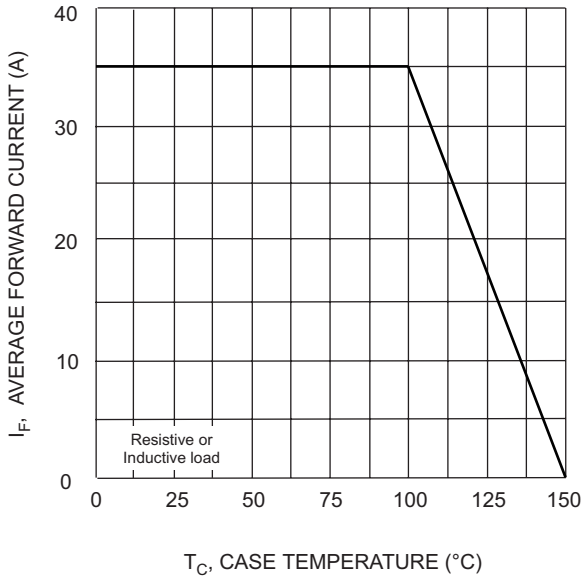


Fig. 1 Forward Current Derating Curve

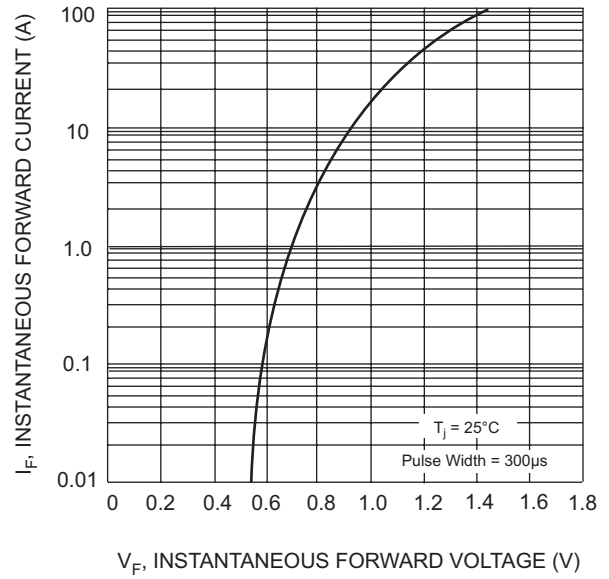


Fig. 2 Typical Forward Characteristics (per element)

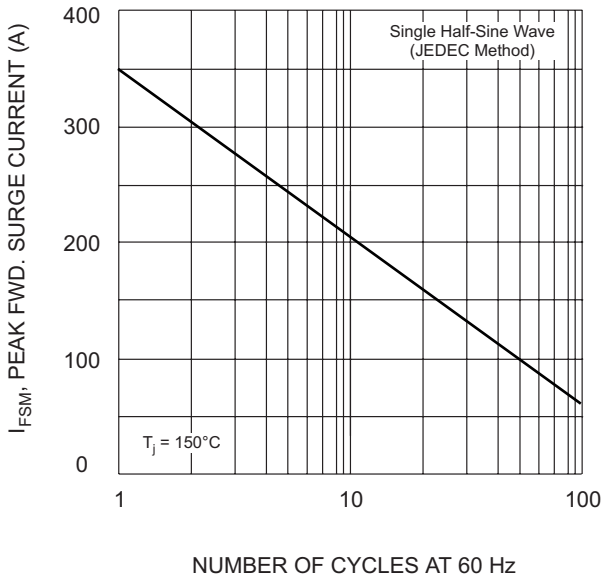


Fig. 3 Max Non-Repetitive Surge Current

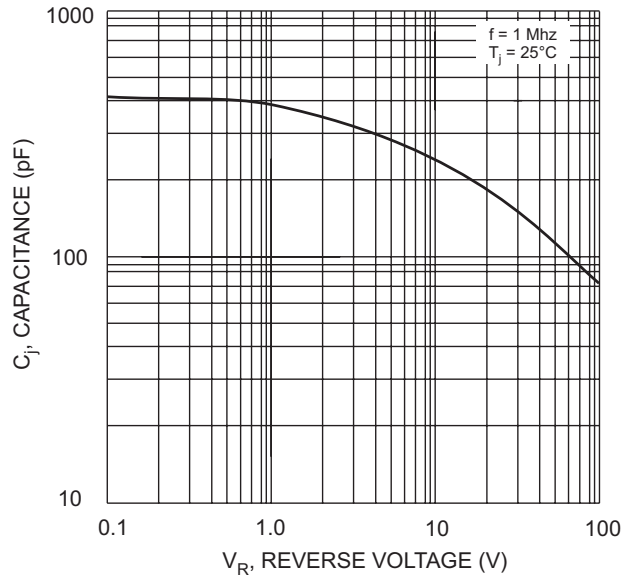


Fig. 4 Typical Junction Capacitance (per element)

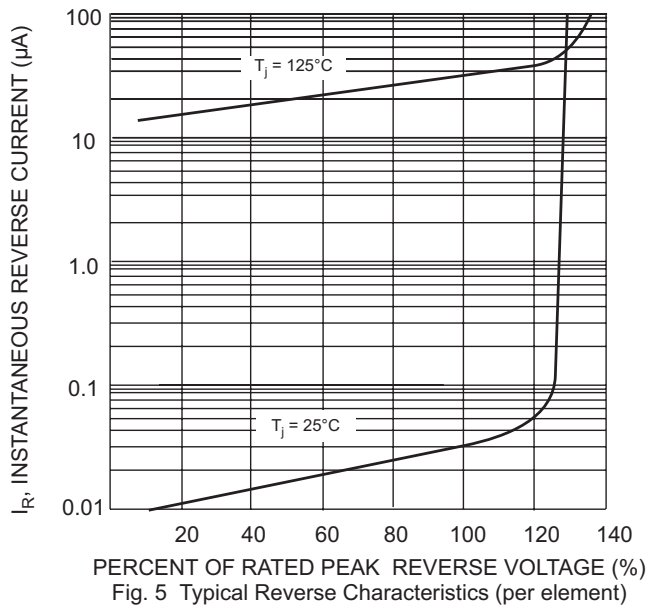
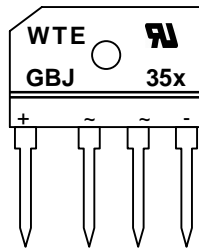


Fig. 5 Typical Reverse Characteristics (per element)

MARKING INFORMATION



WTE = Manufacturer's Logo
 GBJ35x = Device Number
 x = A, B, D, G, J, K or M
 Polarity = As Marked on Body

PACKAGING INFORMATION

BULK

| Tube Size L x W x H (mm) | Quantity (PCS) | Inner Box Size L x W x H (mm) | Quantity (PCS) | Carton Size L x W x H (mm) | Quantity (PCS) | Approx. Gross Weight (KG) |
|-----------------------------|-------------------|----------------------------------|-------------------|-------------------------------|-------------------|------------------------------|
| 475 x 40 x 7 | 15 | 490 x 145 x 135 | 750 | 510 x 305 x 160 | 1,500 | 16.0 |

Note: 1. Anti-static tube, water clear color.

ORDERING INFORMATION

| Product No. | Package Type | Shipping Quantity |
|-------------|--------------|-------------------|
| GBJ35A | SIL Bridge | 15 Units/Tube |
| GBJ35B | SIL Bridge | 15 Units/Tube |
| GBJ35D | SIL Bridge | 15 Units/Tube |
| GBJ35G | SIL Bridge | 15 Units/Tube |
| GBJ35J | SIL Bridge | 15 Units/Tube |
| GBJ35K | SIL Bridge | 15 Units/Tube |
| GBJ35M | SIL Bridge | 15 Units/Tube |

1. Shipping quantity given is for minimum packing quantity only. For minimum order quantity, please consult the Sales Department.
2. **To order Lead Free version (with Lead Free finish), add "-LF" suffix to part number above. For example, GBJ35A-LF.**

Won-Top Electronics Co., Ltd (WTE) has checked all information carefully and believes it to be correct and accurate. However, WTE cannot assume any responsibility for inaccuracies. Furthermore, this information does not give the purchaser of semiconductor devices any license under patent rights to manufacturer. WTE reserves the right to change any or all information herein without further notice.

WARNING: DO NOT USE IN LIFE SUPPORT EQUIPMENT. WTE power semiconductor products are not authorized for use as critical components in life support devices or systems without the express written approval.

Won-Top Electronics Co., Ltd.

No. 44 Yu Kang North 3rd Road, Chine Chen Dist., Kaohsiung, Taiwan

Phone: 886-7-822-5408 or 886-7-822-5410

Fax: 886-7-822-5417

Email: sales@wontop.com

Internet: <http://www.wontop.com>

We power your everyday.