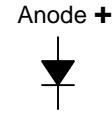
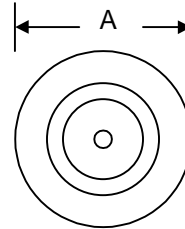


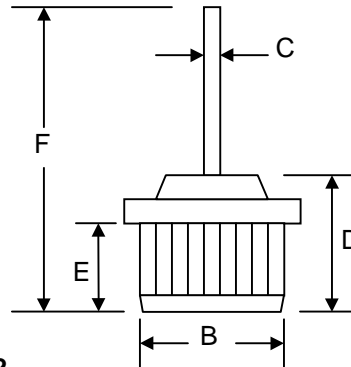
Features

- Diffused Junction
- Low Leakage
- Low Cost
- High Surge Current Capability
- Typical IR less than 5.0μA



Mechanical Data

- Case: DO-21, Copper Case and Components Hermetically Sealed
- Terminals: Contact Areas Readily Solderable
- Polarity: Cathode to Case (Reverse Units Are Available Upon Request and Are Designated By A "R" Suffix, i.e. PF2502R or PF2504R)
- Polarity: Red Color Equals Standard, Black Color Equals Reverse Polarity
- Mounting Position: Any
- **Lead Free: For RoHS / Lead Free Version, Add "-LF" Suffix to Part Number, See Page 2**



DO-21		
Dim	Min	Max
A	15.77	15.97
B	12.73	12.82
C	1.25	1.31
D	9.55	9.85
E	5.70	5.90
F	28.00	—
All Dimensions in mm		

Maximum Ratings and Electrical Characteristics @T_A=25°C unless otherwise specified

Single Phase, half wave, 60Hz, resistive or inductive load.
For capacitive load, derate current by 20%.

Characteristic	Symbol	PF2500	PF2501	PF2502	PF2503	PF2504	PF2505	PF2506	Unit
Peak Repetitive Reverse Voltage	V _{RRM}								V
Working Peak Reverse Voltage	V _{VRM}	50	100	200	300	400	500	600	
DC Blocking Voltage	V _R								
RMS Reverse Voltage	V _{R(RMS)}	35	70	140	210	280	350	420	V
Average Rectified Output Current @T _C = 150°C	I _O	25							A
Non-Repetitive Peak Forward Surge Current 8.3ms Single half sine-wave superimposed on rated load (JEDEC Method)	I _{FSM}	300							A
Forward Voltage @I _F = 25A	V _{FM}	1.0							V
Peak Reverse Current @T _A = 25°C At Rated DC Blocking Voltage @T _A = 100°C	I _{RM}	5.0 500							μA
Typical Junction Capacitance (Note 1)	C _j	300							pF
Typical Thermal Resistance (Note 2)	R _{θJC}	1.2							°C/W
Operating and Storage Temperature Range	T _J , T _{STG}	-65 to +175							°C

Note: 1. Measured at 1.0 MHz and applied reverse voltage of 4.0V D.C.
2. Thermal Resistance: Junction to case, single side cooled.

ORDERING INFORMATION

Product No.	Package Type	Shipping Quantity
PF2500	DO-21 Press-Fit	100 Units/Box
PF2501	DO-21 Press-Fit	100 Units/Box
PF2502	DO-21 Press-Fit	100 Units/Box
PF2503	DO-21 Press-Fit	100 Units/Box
PF2504	DO-21 Press-Fit	100 Units/Box
PF2505	DO-21 Press-Fit	100 Units/Box
PF2506	DO-21 Press-Fit	100 Units/Box

1. Shipping quantity given is for minimum packing quantity only. For minimum order quantity, please consult the Sales Department.
2. **To order Lead Free version (with Lead Free finish), add "-LF" suffix to part number above. For example, PF2500-LF.**

Won-Top Electronics Co., Ltd (WTE) has checked all information carefully and believes it to be correct and accurate. However, WTE cannot assume any responsibility for inaccuracies. Furthermore, this information does not give the purchaser of semiconductor devices any license under patent rights to manufacturer. WTE reserves the right to change any or all information herein without further notice.

WARNING: DO NOT USE IN LIFE SUPPORT EQUIPMENT. WTE power semiconductor products are not authorized for use as critical components in life support devices or systems without the express written approval.

Won-Top Electronics Co., Ltd.

No. 44 Yu Kang North 3rd Road, Chine Chen Dist., Kaohsiung, Taiwan

Phone: 886-7-822-5408 or 886-7-822-5410

Fax: 886-7-822-5417

Email: sales@wontop.com

Internet: <http://www.wontop.com>

We power your everyday.