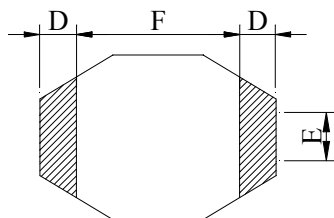
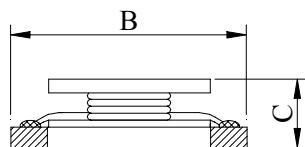
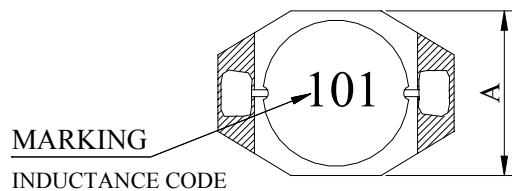


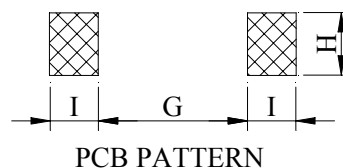
PRODUCT SPECIFICATION

Product Name	1608 SMD POWER INDUCTORS - OPEN TYPE	Page	1
TAMURA Part No.	TO1608-XXX	Rev. No.	0

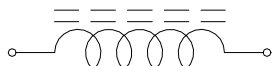
1. CONFIGURATION & DIMENSIONS :



A	: 4.45 MAX	m/m
B	: 6.60 MAX	m/m
C	: 2.92 MAX	m/m
D	: 1.02±0.2	m/m
E	: 1.27±0.2	m/m
F	: 4.32±0.3	m/m
G	: 4.06 REF	m/m
H	: 3.56 REF	m/m
I	: 1.40 REF	m/m



2. SCHEMATIC DIAGRAM :



3. GENERAL SPECIFICATION :

- a) TEMP. RISE : 40°C TYP.
- b) RATED CURRENT : BASE ON TEMP. RISE & Δ LOA=10% TYP.
- c) STORAGE TEMP. : -40°C ~ +125°C
- d) OPERATING TEMP. : -25°C ~ +105°C
- e) RESISTANCE TO SOLDER HEAT : 260°C FOR 10 SECS.

PRODUCT SPECIFICATION

Product Name	1608 SMD POWER INDUCTORS - OPEN TYPE	Page	2
TAMURA Part No.	TO1608-XXX	Rev. No.	0

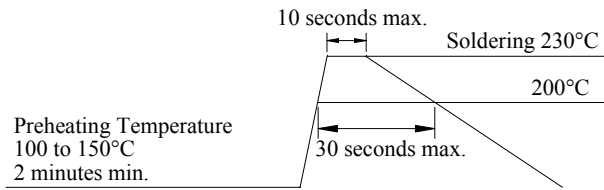
4. ELECTRICAL CHARACTERISTICS :

TAMURA Part No.	INDUCTANCE (uH)	TEST FREQ. (HZ)	SRF (MHZ) TYP.	RDC (Ohm) MAX	IDC (A) MAX
		L			
TO1608-1R0M	1.0±20%	100K	130.0	0.05	2.90
TO1608-1R5M	1.5±20%	100K	115.0	0.05	2.80
TO1608-2R2M	2.2±20%	100K	90.0	0.07	2.40
TO1608-3R3M	3.3±20%	100K	70.0	0.08	2.00
TO1608-4R7M	4.7±20%	100K	50.0	0.09	1.50
TO1608-6R8M	6.8±20%	100K	45.0	0.13	1.40
TO1608-100M	10.0±20%	100K	35.0	0.16	1.10
TO1608-150M	15.0±20%	100K	30.0	0.23	1.00
TO1608-220M	22.0±20%	100K	20.0	0.37	0.80
TO1608-330M	33.0±20%	100K	15.0	0.51	0.60
TO1608-470M	47.0±20%	100K	14.0	0.86	0.40
TO1608-680M	68.0±20%	100K	11.0	1.27	0.30
TO1608-101M	100.0±20%	100K	9.0	1.27	0.30
TO1608-151M	150.0±20%	100K	6.0	2.00	0.25
TO1608-221M	220.0±20%	100K	5.5	3.11	0.20
TO1608-331M	330.0±20%	100K	5.0	3.80	0.16
TO1608-471M	470.0±20%	100K	4.0	5.06	0.15
TO1608-681M	680.0±20%	100K	3.0	9.20	0.12
TO1608-102M	1000.0±20%	100K	2.0	13.80	0.07

PRODUCT SPECIFICATION

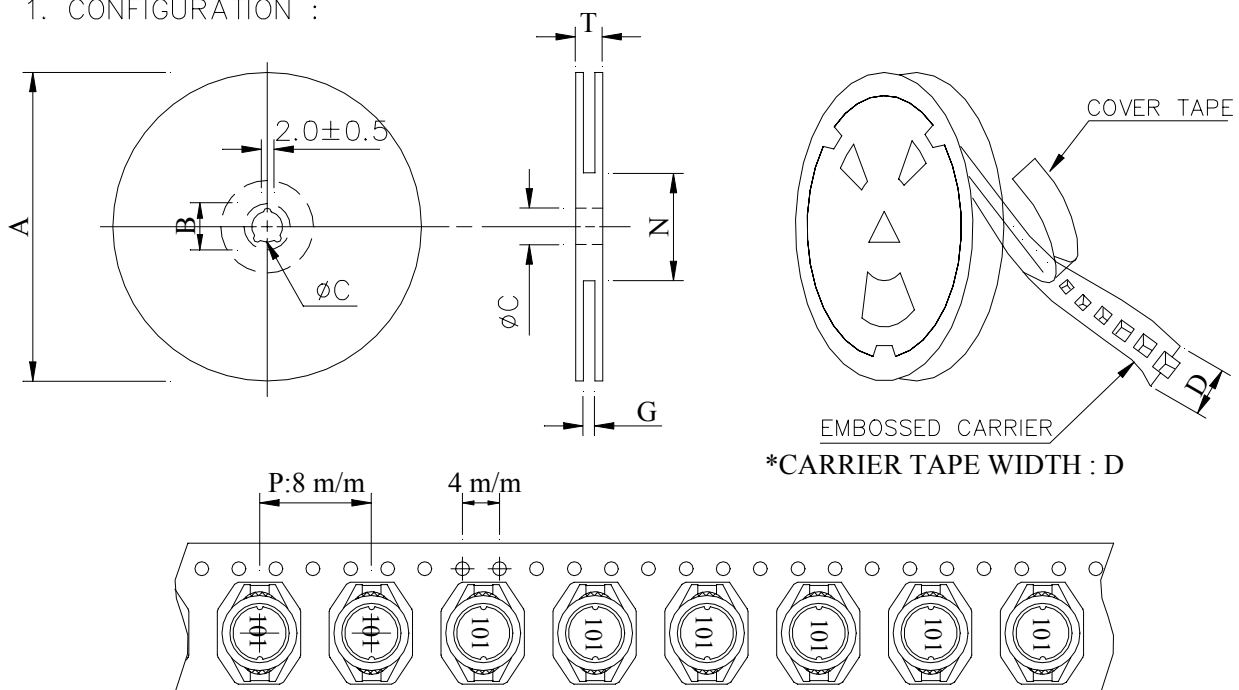
Product Name	1608 SMD POWER INDUCTORS - OPEN TYPE	Page	3
TAMURA Part No.	TO1608-XXX	Rev. No.	0

RECOMMENDED SOLDERING CONDITIONS REFLOW SOLDERINGS



5. PACKAGING INFORMATION :

1. CONFIGURATION :



(2) DIMENSIONS

Unit:m/m

STYLE	A	B	C	D	G	N	T
13 - 12	330	21	13	12	12.4	100 MIN	18.4

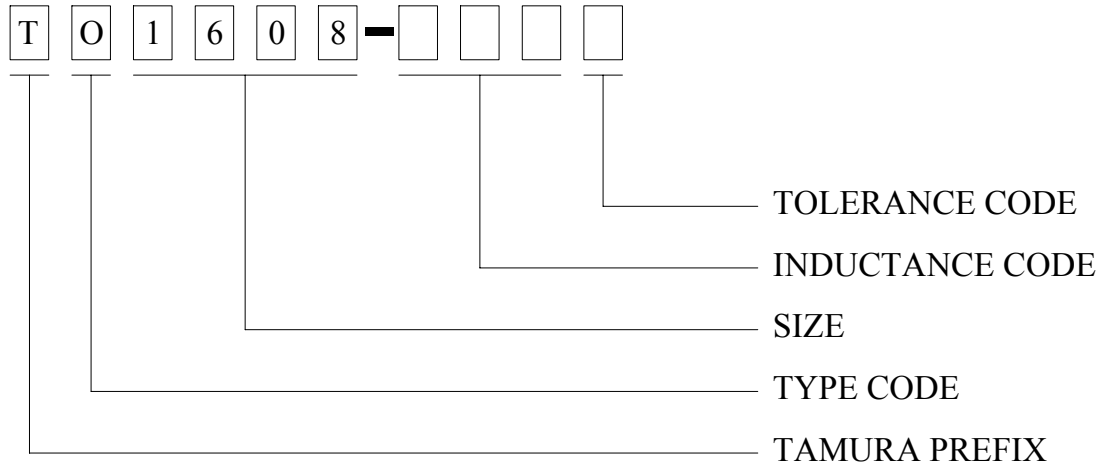
(3) Q'TY & G.W. PER PACKAGE

SERIES	INNER : REEL			OUTER : CARTON		
	Q'TY (PCS)	G.W. (gw)	STYLE	Q'TY (PCS)	G.W. (Kg)	SIZE (cm)
TO1608	2,500	825	13 - 12	30,000	10.5	40 x 20 x 26

PRODUCT SPECIFICATION

Product Name	1608 SMD POWER INDUCTORS - OPEN TYPE	Page	4
TAMURA Part No.	TO1608-XXX	Rev. No.	0

6. Part No. FORMAT :



PRODUCT SPECIFICATION

Product Name	1608 SMD POWER INDUCTORS - OPEN TYPE	Page	5
TAMURA Part No.	TO1608-XXX	Rev. No.	0

7. RELIABILITY TEST :

TEST ITEM	SPECIFICATION	TEST CONDITION
SOLDERABILITY	MORE THAN 90% OF THE TERMINAL ELECTRODE SHALL BE COVERED WITH FRESH SOLDER.	PREHEAT : 125±25°C FOR 60 SECONDS SOLDER : H63A (EUTECTIC SOLDER) SOLDER TEMP. : 230±5°C FLUX : ROSIN DIP TIME : 4±1 SECONDS
THERMAL SHOCK TEST (TEMP. CYCLE)	INDUCTANCE SHALL NOT CHANGE MORE THAN ±20%	ROOM TEMP. → -25±2°C 15 MINUTES 30 MINUTES
		ROOM TEMP. → 85±2°C 15 MINUTES 30 MINUTES
HUMIDITY RESISTANCE TEST		TEMPERATURE : 40±2°C HUMIDITY : 90 ~ 95% APPLIED CURRENT : PER SPEC. TIME : 500 HOURS
HIGH TEMP. RESISTANCE TEST		TEMPERATURE : 85±2°C APPLIED CURRENT : PER SPEC. TIME : 500 HOURS