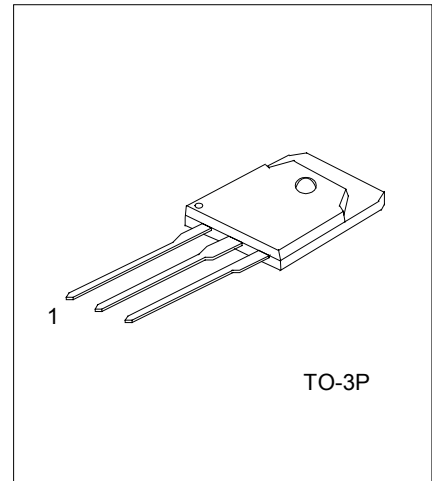


HIGH POWER AMPLIFIER APPLICATION

FEATURES

- * Complementary to 2SD718.
- * Recommended for 45 ~ 50W Audio Frequency Amplifier Output Stage.



1: BASE 2: COLLECTOR 3: EMITTER

*Pb-free plating product number: 2SB688L

ABSOLUTE MAXIMUM RATINGS

(Ta=25°C)

| PARAMETER | SYMBOL | RATINGS | UNIT |
|----------------------------------------------------|-----------|------------|------|
| Collector-Base Voltage | V_{CBO} | -120 | V |
| Collector-Emitter Voltage | V_{CEO} | -120 | V |
| Emitter Base Voltage | V_{EBO} | -5 | V |
| Collector Current | I_C | -10 | A |
| Base Current | I_B | -1 | A |
| Collector Power Dissipation (T _C =25°C) | P_C | 80 | W |
| Junction Temperature | T_J | 150 | °C |
| Storage Temperature Range | T_{STG} | -40 ~ +150 | °C |

ELECTRICAL CHARACTERISTICS

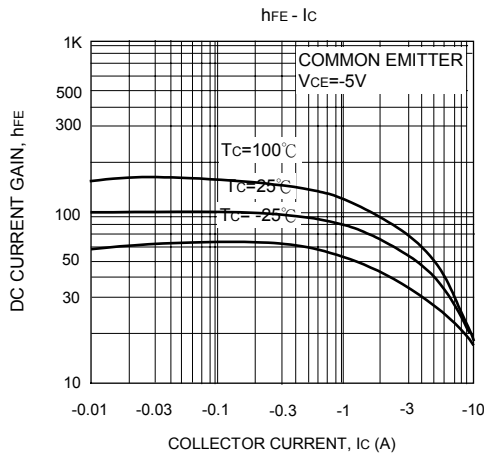
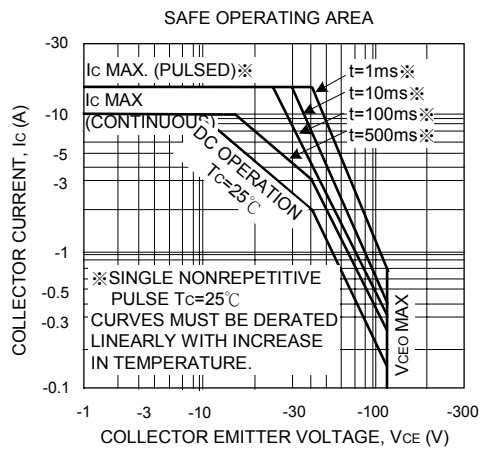
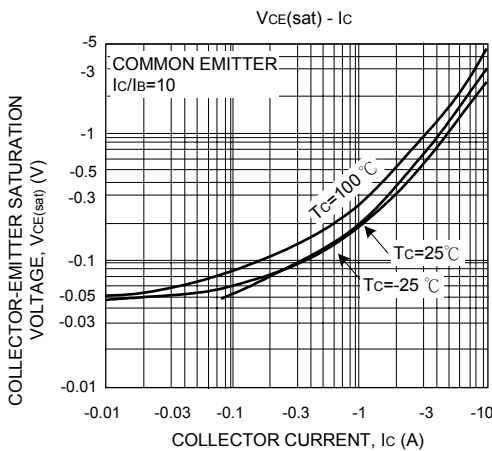
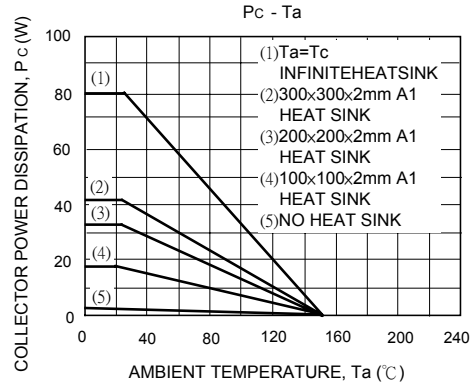
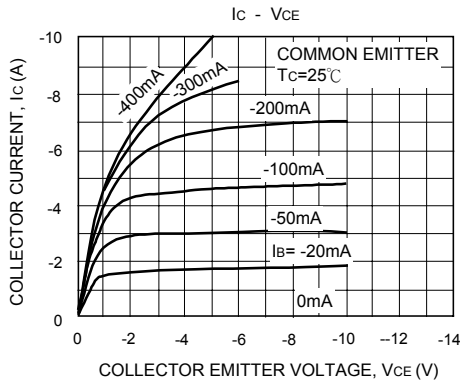
(Ta=25°C)

| PARAMETER | SYMBOL | TEST CONDITIONS | MIN | TYP | MAX | UNIT |
|--------------------------------------|---------------|------------------------------------|------|-----|------|------|
| Collector Cut-off Current | I_{CBO} | $V_{CB} = -120V, I_E = 0$ | | | -10 | μA |
| Emitter Cut-off Current | I_{EBO} | $V_{EB} = -5V, I_C = 0$ | | | -10 | μA |
| Collector-Emitter Breakdown Voltage | $V_{(BR)CEO}$ | $I_C = -50mA, I_B = 0$ | -120 | | | V |
| DC Current Gain | h_{FE} | $V_{CE} = -5V, I_C = -1A$ | 55 | | 160 | |
| Collector-Emitter Saturation Voltage | $V_{CE(sat)}$ | $I_C = -5A, I_B = -0.5A$ | | | -2.5 | V |
| Base-Emitter Voltage | V_{BE} | $V_{CE} = -5A, I_C = -5A$ | | | -1.5 | V |
| Transition Frequency | f_T | $V_{CE} = -5A, I_C = -1A$ | | 10 | | MHz |
| Collector Output Capacitance | C_{ob} | $V_{CB} = -10V, I_E = 0, f = 1MHz$ | | 280 | | pF |

CLASSIFICATION OF hFE

| RANK | R | O |
|-------|----------|----------|
| RANGE | 55 ~ 110 | 80 ~ 160 |

TYPICAL CHARACTERISTICS



UTC assumes no responsibility for equipment failures that result from using products at values that exceed, even momentarily, rated values (such as maximum ratings, operating condition ranges, or other parameters) listed in products specifications of any and all UTC products described or contained herein. UTC products are not designed for use in life support appliances, devices or systems where malfunction of these products can be reasonably expected to result in personal injury. Reproduction in whole or in part is prohibited without the prior written consent of the copyright owner. The information presented in this document does not form part of any quotation or contract, is believed to be accurate and reliable and may be changed without notice.