



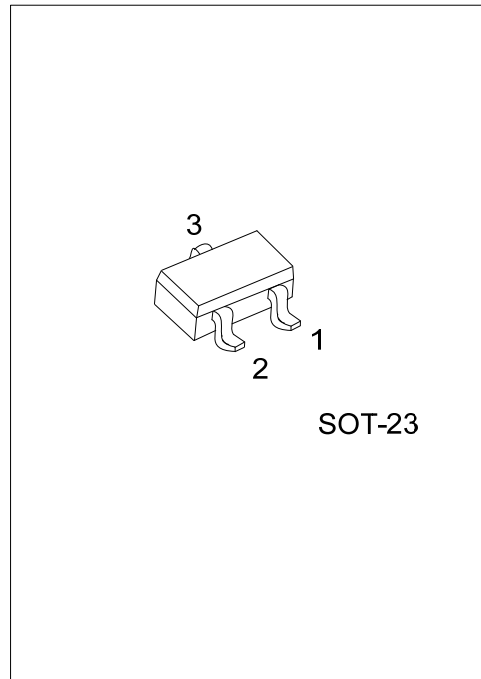
MMBT5088/MMBT5089

NPN SILICON TRANSISTOR

NPN GENERAL PURPOSE AMPLIFIER

DESCRIPTION

The devices are designed for low noise, high gain, general purpose amplifier applications at collector currents from 1μA to 50mA.

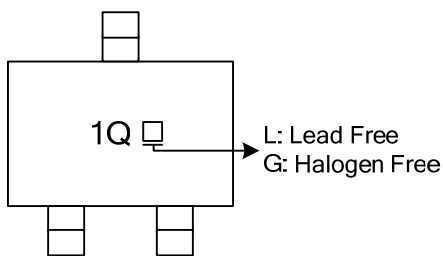


ORDERING INFORMATION

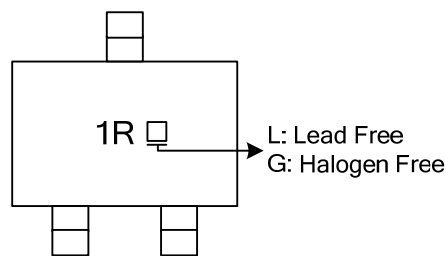
Ordering Number	Package	Pin Assignment			Packing
		1	2	3	
MMBT5088G-AE3-R	SOT-23	E	B	C	Tape Reel
MMBT5089G-AE3-R	SOT-23	E	B	C	Tape Reel

MMBT5088L-AE3-R	(1) Packing Type	(1) R: Tape Reel
	(2) Package Type	(2) AE3: SOT-23
	(3) Halogen Free	(3) G: Halogen Free

MARKING



MMBT5088



MMBT5089

MMBT5088/MMBT5089

NPN SILICON TRANSISTOR

■ ABSOLUTE MAXIMUM RATING (T_A=25°C, unless otherwise specified)

PARAMETER		SYMBOL	RATINGS	UNIT
Collector-Emitter voltage	MMBT5088	V _{CEO}	30	V
	MMBT5089		25	
Collector-Base voltage	MMBT5088	V _{CBO}	35	V
	MMBT5089		30	
Emitter-base voltage		V _{EBO}	4.5	V
Collector current-continuous		I _C	100	mA
Total Device Dissipation		P _D	350	mW
Linear Derating Factor above T _A = 25°C			2.8	mW/°C
Junction Temperature		T _J	125	°C
Operating Temperature		T _{OPR}	-40 ~ +150	°C
Storage Temperature		T _{STG}	-40 ~ +150	°C

- Note: 1. Absolute maximum ratings are those values beyond which the device could be permanently damaged. Absolute maximum ratings are stress ratings only and functional device operation is not implied.
 2. These ratings are based on a maximum junction temperature of 150 degrees C.
 3. These are steady state limits. The factory should be consulted on applications involving pulsed or low duty cycle operations.

■ THERMAL DATA (T_A=25°C, unless otherwise specified)

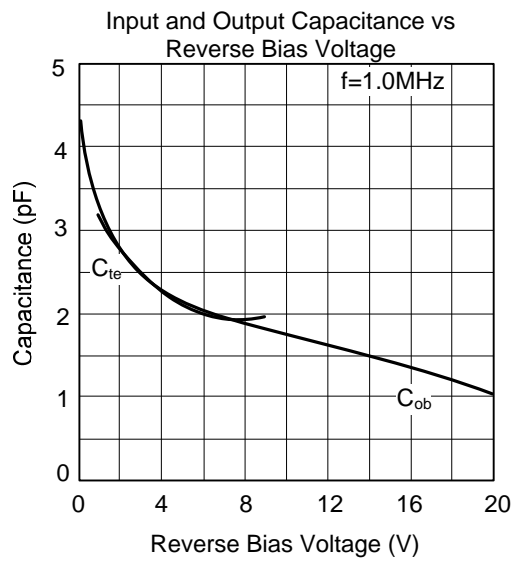
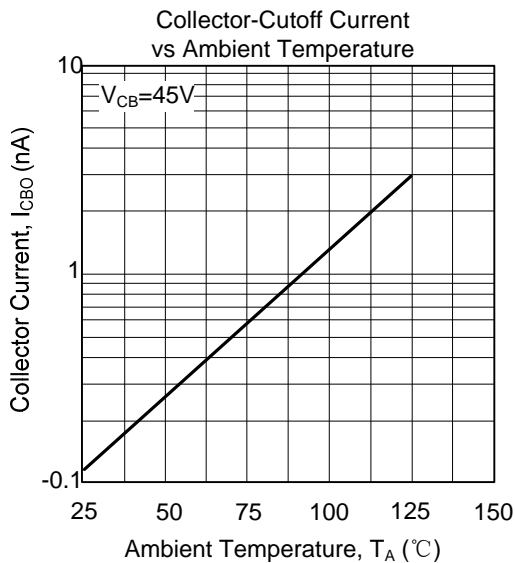
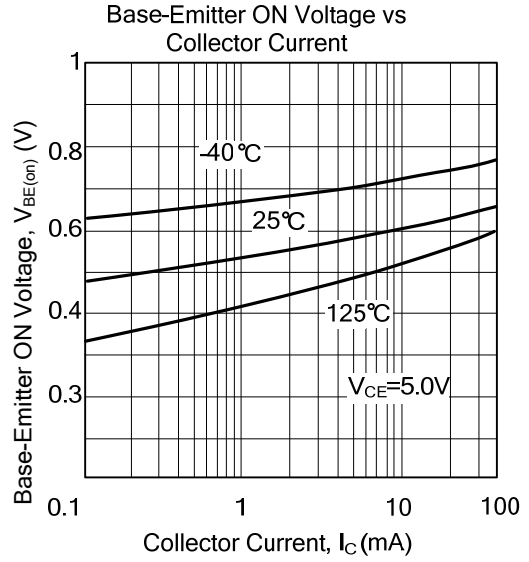
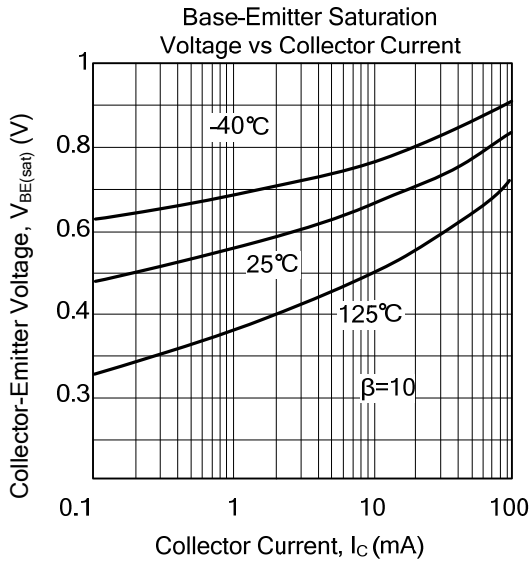
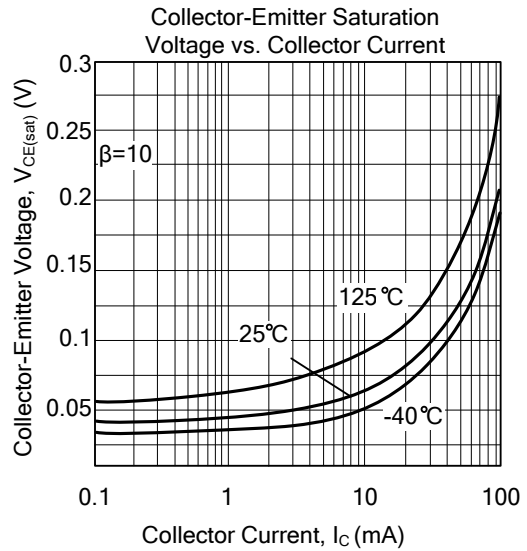
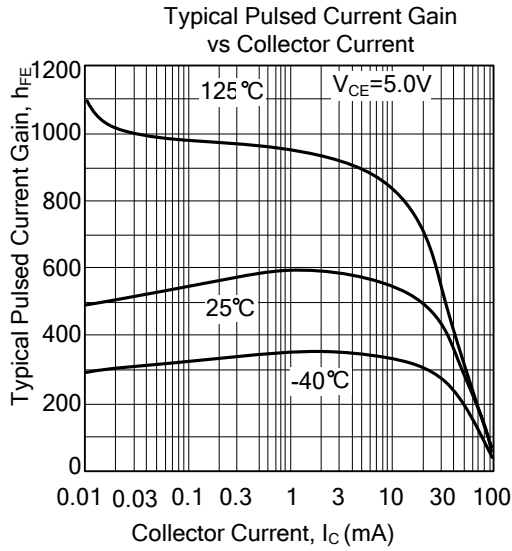
PARAMETER	SYMBOL	RATINGS	UNIT
Junction to Ambient	θ _{JA}	357	°C/W

■ ELECTRICAL CHARACTERISTICS (T_A=25°C, unless otherwise specified)

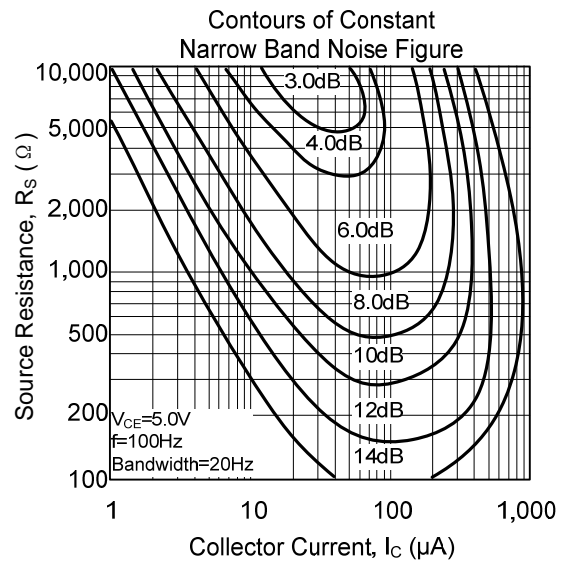
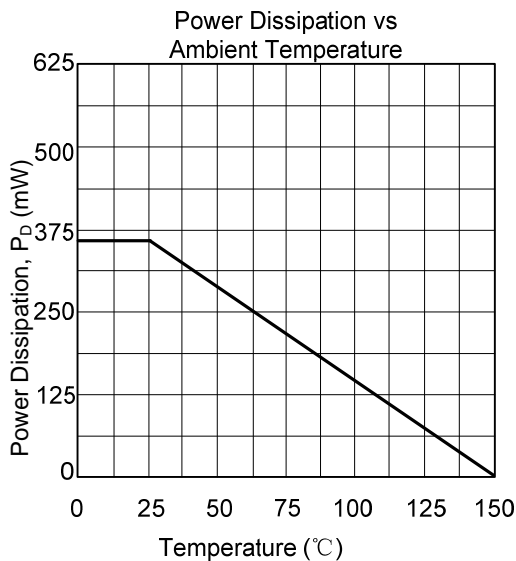
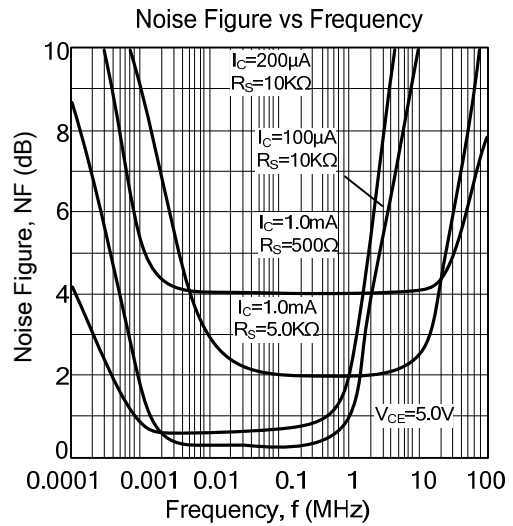
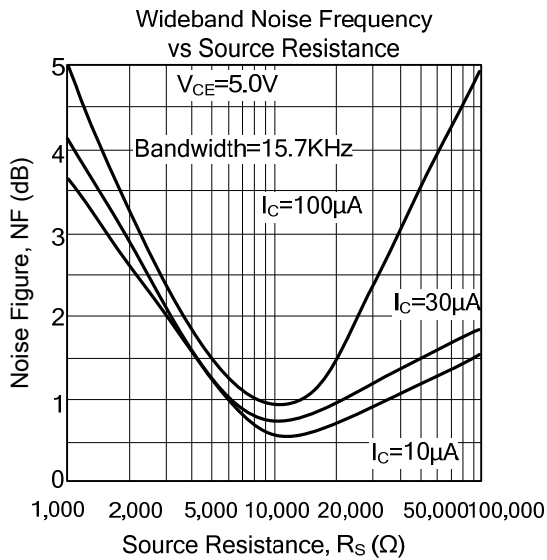
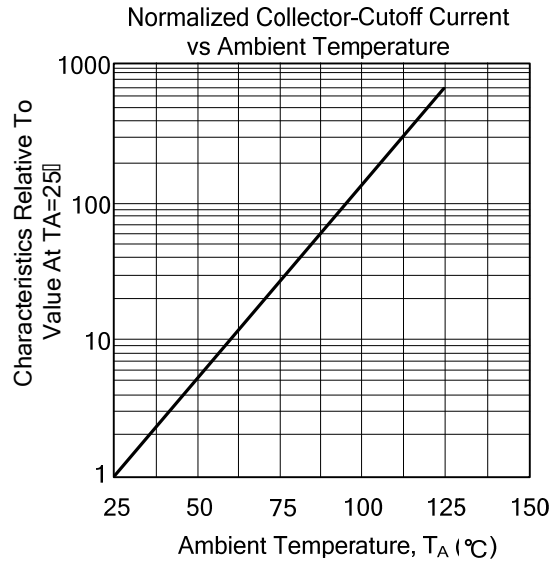
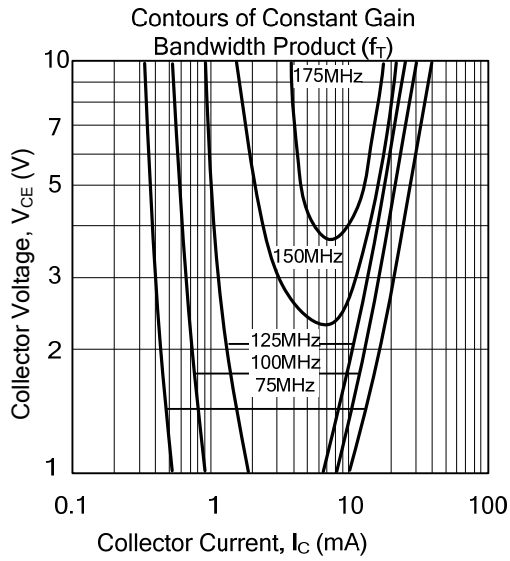
PARAMETER		SYMBOL	TEST CONDITIONS	MIN	TYP	MAX	UNIT
OFF CHARACTERISTICS							
Collector-Emitter Breakdown Voltage (Note)	MMBT5088	BV _{CEO}	I _C =1.0mA, I _B =0	30			V
	MMBT5089			25			V
Collector-Base Breakdown Voltage	MMBT5088	BV _{CBO}	I _C =100μA, I _E =0	35			V
	MMBT5089			30			V
Collector Cut-Off Current	MMBT5088	I _{CBO}	V _{CB} =20V, I _E =0			50	nA
	MMBT5089		V _{CB} =15V, I _E =0			50	nA
Emitter Cutoff Current			V _{EB} =3.0V, I _C =0			50	nA
			V _{EB} =4.5V, I _C =0			100	nA
ON CHARACTERISTICS							
DC Current Gain	MMBT5088	h _{FE}	V _{CE} =5.0V, I _C =100μA	300		900	
	MMBT5089			400		1200	
	MMBT5088		V _{CE} =5.0V, I _C =1.0mA	350			
	MMBT5089			450			
	MMBT5088		V _{CE} =5.0V, I _C =10mA(Note)	300			
MMBT5089	400						
Collector-Emitter Saturation Voltage	V _{CE(SAT)}		I _C =10mA, I _B =1.0mA			0.5	V
Base-Emitter On Voltage	V _{BE(ON)}		I _C =10mA, V _{CE} =5.0V			0.8	V
SMALL SIGNAL CHARACTERISTICS							
Current Gain-Bandwidth Product	f _T		V _{CE} =5.0mA, I _C =500μA, f=20MHz	50			MHz
Collector-Base Capacitance	C _{CB}		V _{CB} =5.0V, I _E =0, f=100kHz			4	pF
Emitter-Base Capacitance	C _{EB}		V _{EB} =0.5V, I _C =0, f=100kHz			10	pF
Small-Signal Current Gain	MMBT5088	h _{FE}	V _{CE} =5.0V, I _C =1.0mA, f=1.0kHz	350		1400	
	MMBT5089			450		1800	
Noise Figure	MMBT5088	NF	V _{CE} =5.0V, I _C =100μA, R _S =10kΩ, f=10kHz ~ 15.7kHz			3.0	dB
	MMBT5089					2.0	dB

Note: Pulse Test: Pulse Width≤300μs, Duty Cycle≤2.0%.

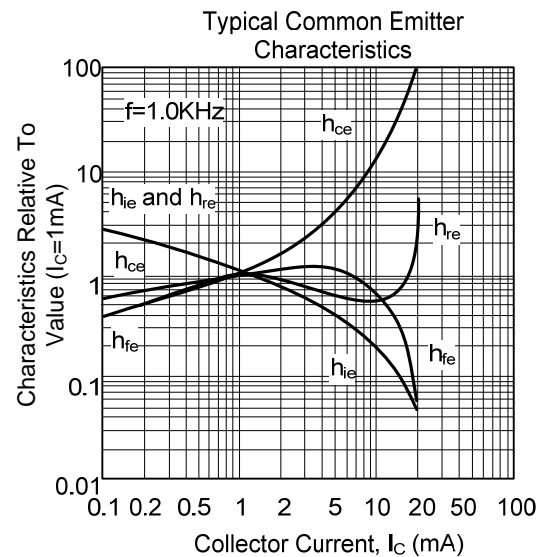
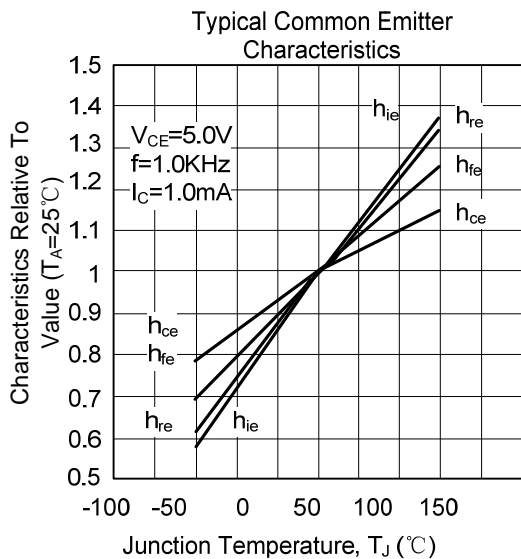
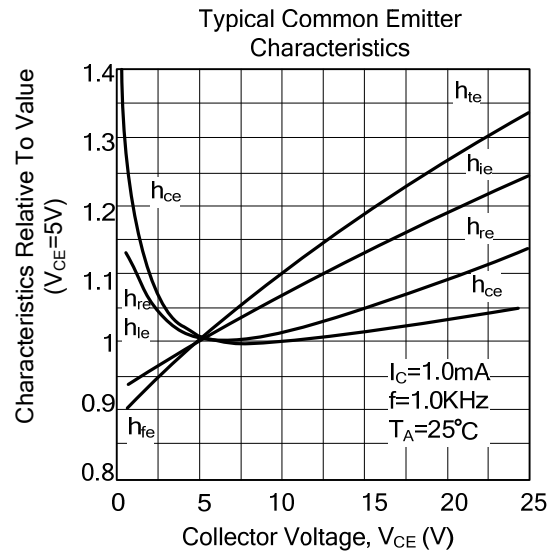
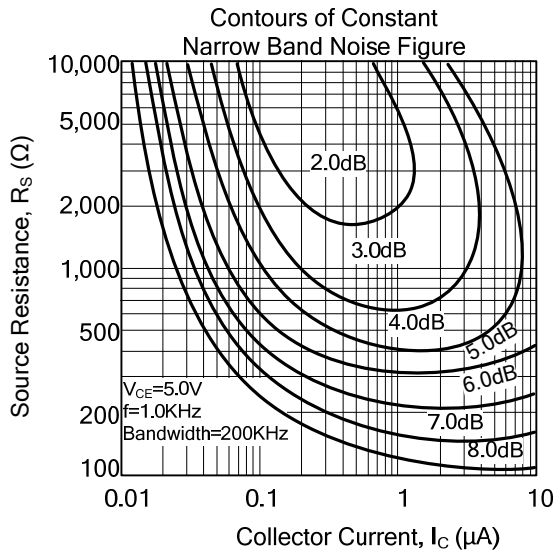
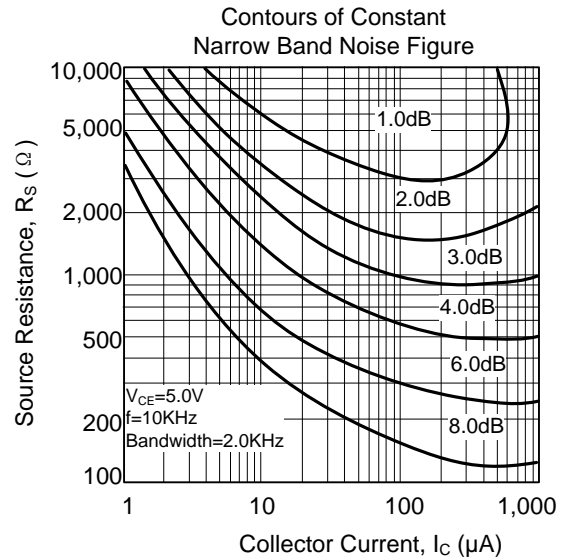
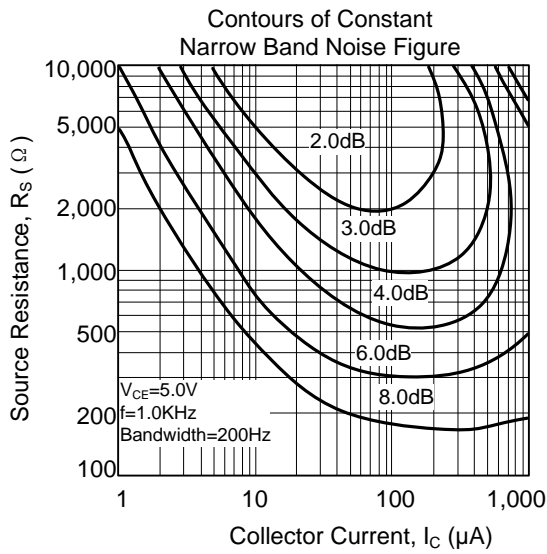
TYPICAL CHARACTERISTICS



TYPICAL CHARACTERISTICS(Cont.)



TYPICAL CHARACTERISTICS(Cont.)



UTC assumes no responsibility for equipment failures that result from using products at values that exceed, even momentarily, rated values (such as maximum ratings, operating condition ranges, or other parameters) listed in products specifications of any and all UTC products described or contained herein. UTC products are not designed for use in life support appliances, devices or systems where malfunction of these products can be reasonably expected to result in personal injury. Reproduction in whole or in part is prohibited without the prior written consent of the copyright owner. The information presented in this document does not form part of any quotation or contract, is believed to be accurate and reliable and may be changed without notice.