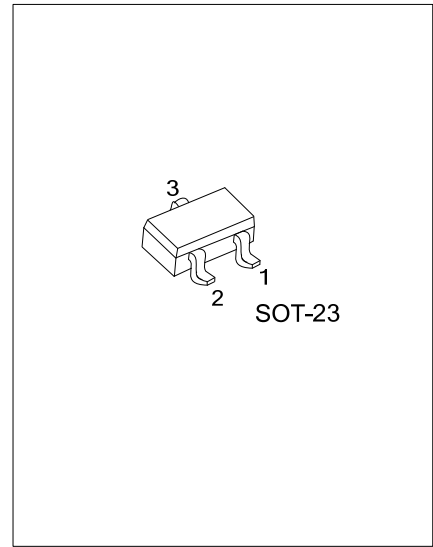




MMBT9013

NPN SILICON TRANSISTOR

1W OUTPUT AMPLIFIER OF POTABLE RADIOS IN CLASS B PUSH-PULL OPERATION



FEATURES

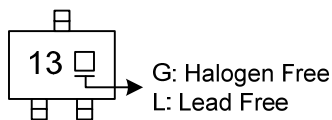
- *High total Power Dissipation. (625mW)
- *High Collector Current. (500mA)
- *Excellent h_{FE} linearity.
- *Complementary to UTC MMBT9012

ORDERING INFORMATION

Ordering Number			Package	Pin Assignment			Packing
Normal	Lead Free	Halogen Free		1	2	3	
MMBT9013-x-AE3-R	MMBT9013L-x-AE3-R	MMBT9013G-x-AE3-R	SOT-23	E	B	C	Tape Reel

<p>MMBT9013L-x-AE3-R</p>	<p>(1) R: Tape Reel (2) AE3: SOT-23 (3) x: refer to Classification of h_{FE} (4) G: Halogen Free L: Lead Free, Blank: Pb/Sn</p>
--------------------------	---

MARKING



MMBT9013

NPN SILICON TRANSISTOR

■ ABSOLUTE MAXIMUM RATINGS (Ta=25°C, unless otherwise specified)

PARAMETER	SYMBOL	RATING	UNIT
Collector-Base Voltage	V _{CBO}	40	V
Collector-Emitter Voltage	V _{CEO}	20	V
Emitter-Base Voltage	V _{EBO}	5	V
Collector Current	I _C	500	mA
Collector Dissipation	P _C	225	mW
Junction Temperature	T _J	+150	°C
Storage Temperature	T _{STG}	-55 ~ +150	°C

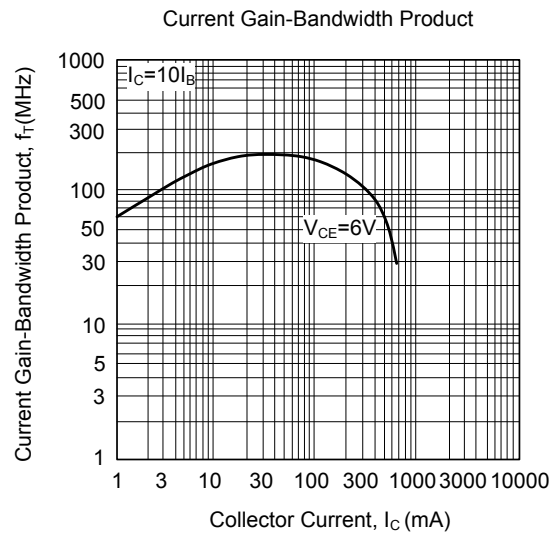
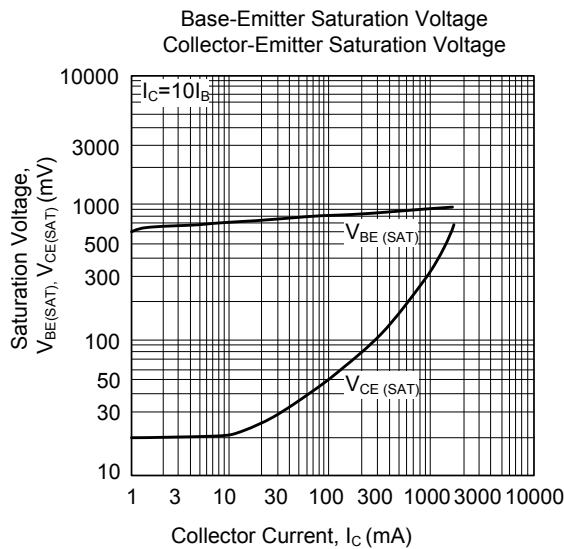
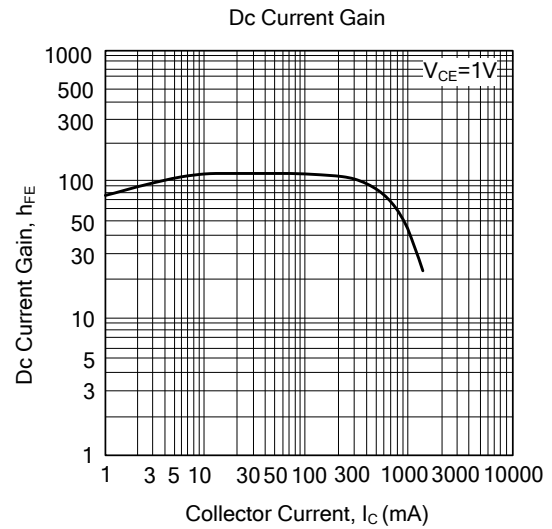
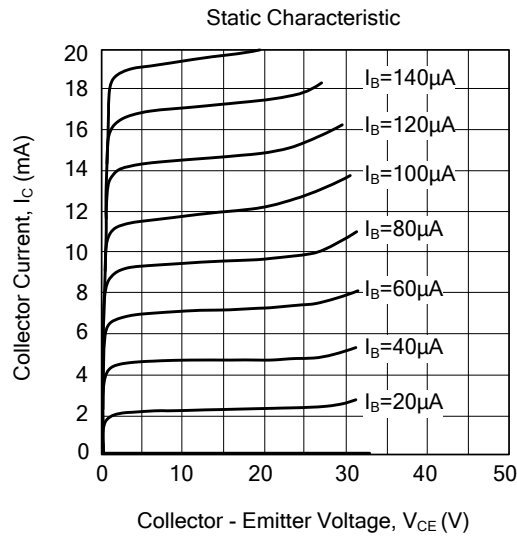
■ ELECTRICAL CHARACTERISTICS (Ta=25°C, unless otherwise specified)

PARAMETER	SYMBOL	TEST CONDITIONS	MIN	TYP	MAX	UNIT
Collector-Base Breakdown Voltage	BV _{CBO}	I _C =100μA, I _E =0	40			V
Collector-Emitter Breakdown Voltage	BV _{CEO}	I _C =1mA, I _B =0	20			V
Emitter-Base Breakdown Voltage	BV _{EBO}	I _E =100μA, I _C =0	5			V
Collector-Emitter Saturation Voltage	V _{CE(SAT)}	I _C =500mA, I _B =50mA		0.16	0.6	V
Base-Emitter Saturation Voltage	V _{BE(SAT)}	I _C =500mA, I _B =50mA		0.91	1.2	V
Base-Emitter On Voltage	V _{BE(ON)}	V _{CE} =1V, I _C =10mA	0.6	0.67	0.7	V
Collector Cutoff Current	I _{CBO}	V _{CB} =25V, I _E =0			100	nA
Emitter Cutoff Current	I _{EBO}	V _{EB} =3V, I _C =0			100	nA
DC Current Gain	h _{FE1}	V _{CE} =1V, I _C =50mA	64	120	300	
	h _{FE2}	V _{CE} =1V, I _C =500mA	40	120		

■ CLASSIFICATION OF h_{FE1}

RANK	D	E	F	G	H	I
RANGE	64-91	78-112	96-135	112-166	144-202	190-300

TYPICAL CHARACTERISTICS



UTC assumes no responsibility for equipment failures that result from using products at values that exceed, even momentarily, rated values (such as maximum ratings, operating condition ranges, or other parameters) listed in products specifications of any and all UTC products described or contained herein. UTC products are not designed for use in life support appliances, devices or systems where malfunction of these products can be reasonably expected to result in personal injury. Reproduction in whole or in part is prohibited without the prior written consent of the copyright owner. The information presented in this document does not form part of any quotation or contract, is believed to be accurate and reliable and may be changed without notice.