



MBR20100C

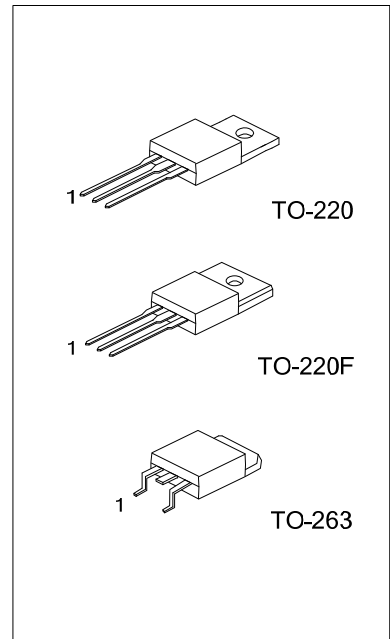
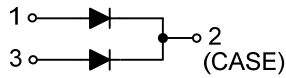
DIODE

SCHOTTKY BARRIER RECTIFIER

FEATURES

- * 20 Amps Total (10 Amps Per Diode Leg)
- * Guard Ring for Transient Protection
- * Low Forward Voltage Drop
- * High Surge Capability
- * Low Power Loss/High Efficiency

SYMBOL



ORDERING INFORMATION

Ordering Number		Package	Pin Assignment			Packing
Lead Free	Halogen Free		1	2	3	
MBR20100CL-TA3-T	MBR20100CG-TA3-T	TO-220	A	K	A	Tube
MBR20100CL-TF3-T	MBR20100CG-TF3-T	TO-220F	A	K	A	Tube
MBR20100CL-TQ2-R	MBR20100CG-TQ2-R	TO-263	A	K	A	Tape Reel
MBR20100CL-TQ2-T	MBR20100CG-TQ2-T	TO-263	A	K	A	Tube

Note: Pin Assignment: A: Anode K: Cathode

<p>MBR20100CL-TA3-T</p> <p>(1)Packing Type (2)Package Type (3)Lead Free</p>	<p>(1) T: Tube, R: Tape Reel (2) TA3: TO-220, TF3, TO-220F, TQ2: TO-263 (3) G:Halogen Free, L: Lead Free</p>
---	--

■ THERMAL DATA

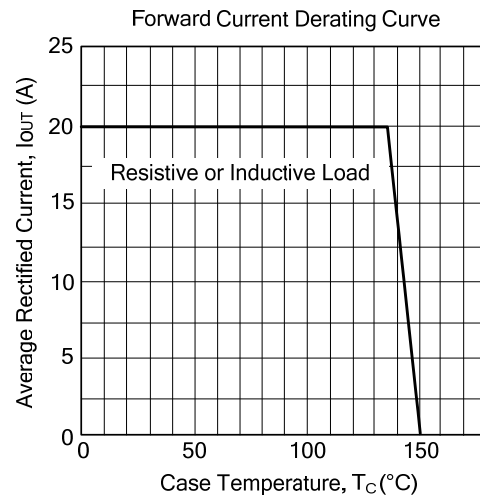
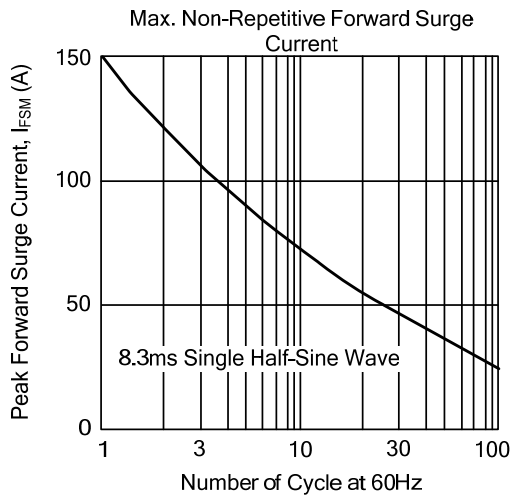
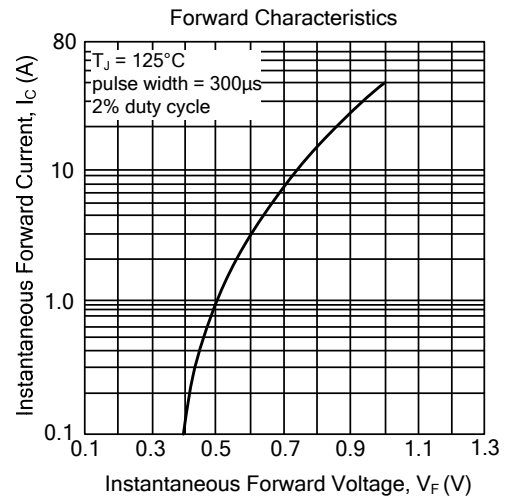
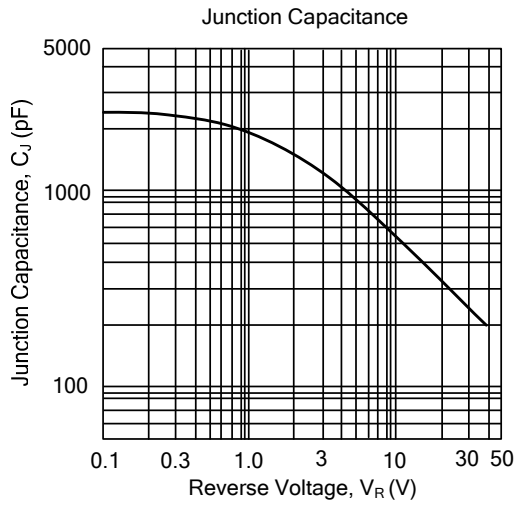
PARAMETER	SYMBOL	RATINGS	UNIT
Junction to Ambient	θ_{JA}	55	°C/W
Junction to Case	θ_{Jc}	1.5	°C/W

■ ELECTRICAL CHARACTERISTICS ($T_A=25^\circ\text{C}$, unless otherwise specified)

PARAMETER	SYMBOL	RATINGS	UNIT
Maximum Repetitive Peak Reverse Voltage	V_{RRM}	100	V
Maximum DC Blocking Voltage	V_R	100	V
Working Peak Reverse Voltage	V_{RWM}	100	V
Maximum PMS Reverse Voltage	$V_{R(RMS)}$	70	V
Average Forward Rectified Output Current	I_{OUT}	Per Leg	10
		Total Device	20
Non-Repetitive Peak Forward Surge Current 8.3ms Single Half-Sine-Wave	I_{FSM}	150	A
Forward Voltage	V_F	$T_C=25^\circ\text{C}$, $I_F=10\text{A}$	0.85
		$T_C=25^\circ\text{C}$, $I_F=20\text{A}$	0.95
		$T_C=125^\circ\text{C}$, $I_F=10\text{A}$	0.75
		$T_C=125^\circ\text{C}$, $I_F=20\text{A}$	0.85
Maximum DC Reverse Current	I_R	$T_C=25^\circ\text{C}$	0.15
		$T_C=125^\circ\text{C}$	150
Junction Capacitance (Note 1)	C_J	1000	pF
Operating Temperature	T_J	-55 ~ +150	°C
Storage Temperature	T_{STG}	-55 ~ +150	°C

Notes.1: Applied $V_R = 4.0\text{V}$ and $f = 1.0\text{MHz}$.

TYPICAL CHARACTERISTICS



UTC assumes no responsibility for equipment failures that result from using products at values that exceed, even momentarily, rated values (such as maximum ratings, operating condition ranges, or other parameters) listed in products specifications of any and all UTC products described or contained herein. UTC products are not designed for use in life support appliances, devices or systems where malfunction of these products can be reasonably expected to result in personal injury. Reproduction in whole or in part is prohibited without the prior written consent of the copyright owner. The information presented in this document does not form part of any quotation or contract, is believed to be accurate and reliable and may be changed without notice.