



ULTRAFAST, LOW SWITCHING LOSS RECTIFIER DIODE

DESCRIPTION

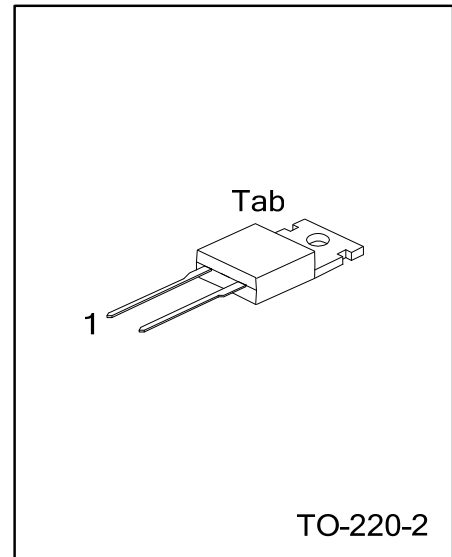
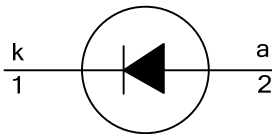
The UTC **BYC8-600** is a rectifier diode. It provides the designers with ultra-fast switching and low switching loss in associated MOSFET.

The UTC **BYC8-600** is generally applied in continuous current mode(CCM), power factor correction (PFC), half-bridge lighting ballasts and half-bridge/full-bridge switched mode power supplies.

FEATURES

- * Low Reverse Recovery Current
- * Ultra-Fast Switching
- * Low Switching Loss In Associated MOSFET
- * Low Thermal Resistance

SYMBOL



ORDERING INFORMATION

Ordering Number		Package	Pin Assignment			Packing
Lead Free Plating	Halogen Free		1	2	Tab	
BYC8L-600-TA2-T	BYC8G-600-TA2-T	TO-220-2	K	A	K	Tube

Note: Pin Assignment: A: Anode, K: Cathode, Tab: Mounting Base

<p>BYC8L-600-TA2-T</p> <p>(1)Packing Type</p> <p>(2)Package Type</p> <p>(3)Lead Free</p>	<p>(1) T: Tube</p> <p>(2) TA2: TO-220-2</p> <p>(3) L: Lead Free, G: Halogen Free</p>
--	--

■ ABSOLUTE MAXIMUM RATINGS

PARAMETER		SYMBOL	RATINGS	UNIT
Peak Repetitive Reverse Voltage		V_{RRM}	600	V
Crest Working Reverse Voltage		V_{RWM}	600	V
Average Forward Current	square-wave pulse; $\delta = 0.5$; $T_{Tab} \leq 109^{\circ}\text{C}$	$I_{F(AV)}$	8	A
Repetitive Peak Forward Current	square-wave pulse; $\delta = 0.5$; $t_p = 25\mu\text{s}$, $T_{Tab} \leq 109^{\circ}\text{C}$	I_{FRM}	16	A
Non-Repetitive Peak Forward Current.	$t_p = 8.3\text{ms}$, sine-wave pulse; $T_J = 150^{\circ}\text{C}$	I_{FSM}	60	A
	$t_p = 10\text{ms}$, sine-wave pulse; $T_J = 150^{\circ}\text{C}$		55	A
Operating Junction Temperature		T_J	150	$^{\circ}\text{C}$
Storage Temperature		T_{STG}	-40 ~ +150	$^{\circ}\text{C}$

Note: Absolute maximum ratings are those values beyond which the device could be permanently damaged.

Absolute maximum ratings are stress ratings only and functional device operation is not implied.

■ THERMAL DATA

PARAMETER	SYMBOL	RATINGS	UNIT
Junction to Ambient	θ_{JA}	60	K/W
Junction to Tab	θ_{JB}	2.2	K/W

■ ELECTRICAL CHARACTERISTICS ($T_J = 25^{\circ}\text{C}$, unless otherwise specified)

PARAMETER	SYMBOL	TEST CONDITIONS	MIN	TYP	MAX	UNIT
Forward Voltage	V_F	$I_F = 8\text{A}$, $T_J = 25^{\circ}\text{C}$		2	2.9	V
		$I_F = 8\text{A}$, $T_J = 150^{\circ}\text{C}$		1.4	1.85	V
		$I_F = 16\text{A}$, $T_J = 150^{\circ}\text{C}$		1.7	2.3	V
Reverse Current	I_R	$V_R = 600\text{V}$		9	150	μA
		$V_R = 500\text{V}$, $T_J = 100^{\circ}\text{C}$		1.1	3	mA
Recovered Charge	Q_R	$I_F = 1\text{A}$, $dI_F/dt = 100\text{A}/\mu\text{s}$, $T_J = 25^{\circ}\text{C}$		12		nC
Reverse Recovery Time	t_{RR}	$I_F = 1\text{A}$, $V_R = 30\text{V}$, $dI_F/dt = 50\text{A}/\mu\text{s}$, $T_J = 25^{\circ}\text{C}$		30	52	ns
		$I_F = 8\text{A}$, $V_R = 400\text{V}$, $dI_F/dt = 500\text{A}/\mu\text{s}$, $T_J = 100^{\circ}\text{C}$		32	40	ns
		$dI_F/dt = 500\text{A}/\mu\text{s}$, $T_J = 25^{\circ}\text{C}$ (See Figure 1)		19		ns
Peak Reverse Recovery Current	I_{RM}	$I_F = 8\text{A}$, $V_R = 400\text{V}$, $dI_F/dt = 50\text{A}/\mu\text{s}$, $T_J = 125^{\circ}\text{C}$		1.5	5.5	A
		$I_F = 8\text{A}$, $V_R = 400\text{V}$, $dI_F/dt = 500\text{A}/\mu\text{s}$, $T_J = 100^{\circ}\text{C}$		9.5	12	A
Forward Recovery Voltage	V_{FR}	$I_F = 10\text{A}$, $dI_F/dt = 100\text{A}/\mu\text{s}$ (See Figure 2)		8	10	V

■ TYPICAL CHARACTERISTICS

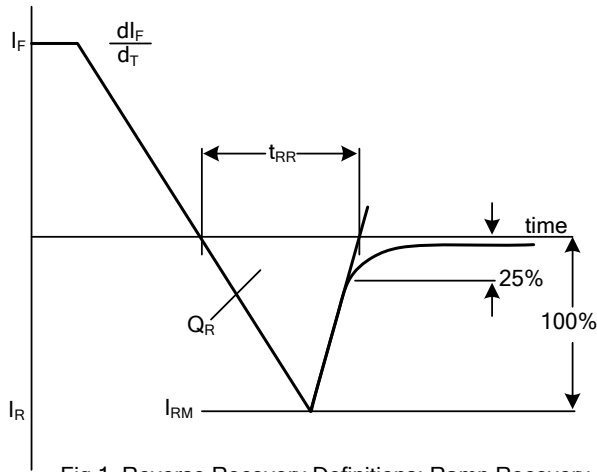


Fig 1. Reverse Recovery Definitions; Ramp Recovery

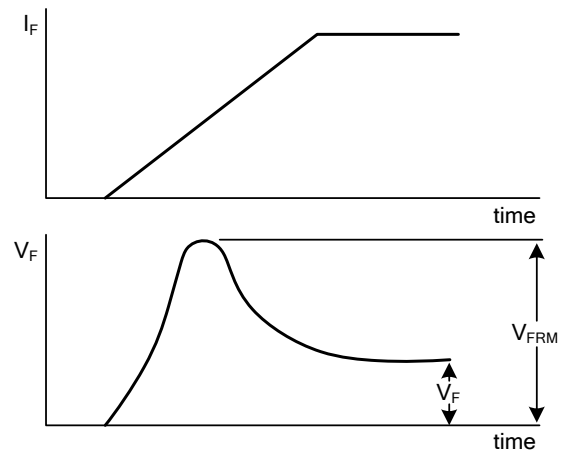


Fig 2. Forward Recovery Definitions

UTC assumes no responsibility for equipment failures that result from using products at values that exceed, even momentarily, rated values (such as maximum ratings, operating condition ranges, or other parameters) listed in products specifications of any and all UTC products described or contained herein. UTC products are not designed for use in life support appliances, devices or systems where malfunction of these products can be reasonably expected to result in personal injury. Reproduction in whole or in part is prohibited without the prior written consent of the copyright owner. The information presented in this document does not form part of any quotation or contract, is believed to be accurate and reliable and may be changed without notice.