



1617

CMOS IC

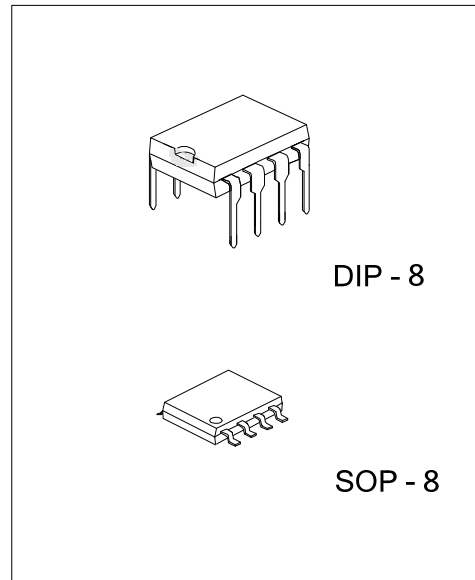
6 TONES SIREN/ALARM SOUND GENERATOR

DESCRIPTION

The UTC 1617 is a CMOS design for 6 different alarm sounds application. The sound of UTC 1617 will be generated in cycling sequence.

By the way, UTC 1617 is also partitioned to 6 types for single tone siren/alarm sound generator. The types of UTC 1617 Series are listed as following.

- 1617: 6 tones on chip.
- 1617A: Single tone which be outputted from 1617's 1st sound.
- 1617B: Single tone which be outputted from 1617's 2nd sound.
- 1617C: Single tone which be outputted from 1617's 3rd sound.
- 1617D: Single tone which be outputted from 1617's 4th sound.
- 1617E: Single tone which be outputted from 1617's 5th sound.
- 1617F: Single tone which be outputted from 1617's 6th sound.



FEATURES

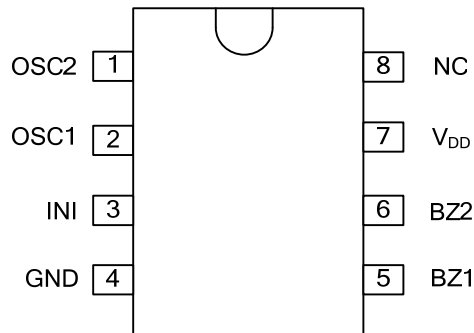
- * Low operating voltage: 2V ~ 5V.
- * On-chip RC oscillator.
- * Low stand by current.
- * CMOS process.

ORDERING INFORMATION

Ordering Number		Package	Packing
Lead Free	Halogen Free		
1617L-D08-T	1617G-D08-T	DIP-8	Tube
1617L-S08-T	1617G-S08-T	SOP-8	Tube
1617L-S08-R	1617G-S08-R	SOP-8	Tape Reel

<p>1617L-D08-T</p> <p>(1)Packing Type</p> <p>(2)Package Type</p> <p>(3)Lead Free</p>	<p>(1) T: Tube, R: Tape Reel</p> <p>(2) D08: DIP-8, S08: SOP-8</p> <p>(3) L: Lead Free, G: Halogen Free</p>
--------------------------------------------------------------------------------------	-------------------------------------------------------------------------------------------------------------

■ PIN CONFIGURATION



■ PIN DESCRIPTIONS

Pin No	Symbol	I/O	Function
1	OSC2	I	Oscillator pin with external resistor.
2	OSC1	O	
3	INI	I	An internal pull-up resistor. Might disable BZ1, BZ2, when connected to GND.
4	GND	-	Power supply pin (-).
5	BZ1	O	Audio output pins.
6	BZ2	O	
7	V _{DD}	-	Power supply pin (+) .
8	NC	-	No connecting.

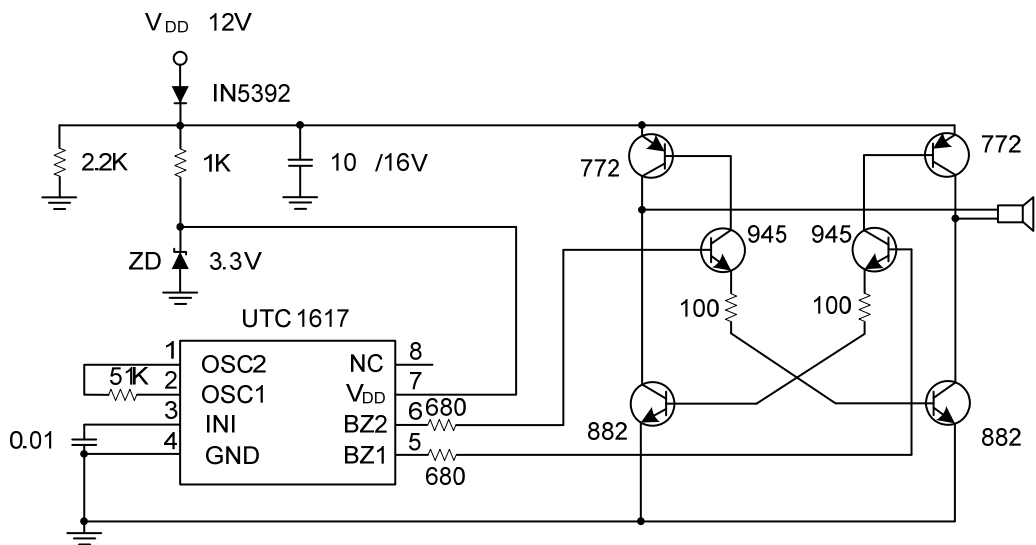
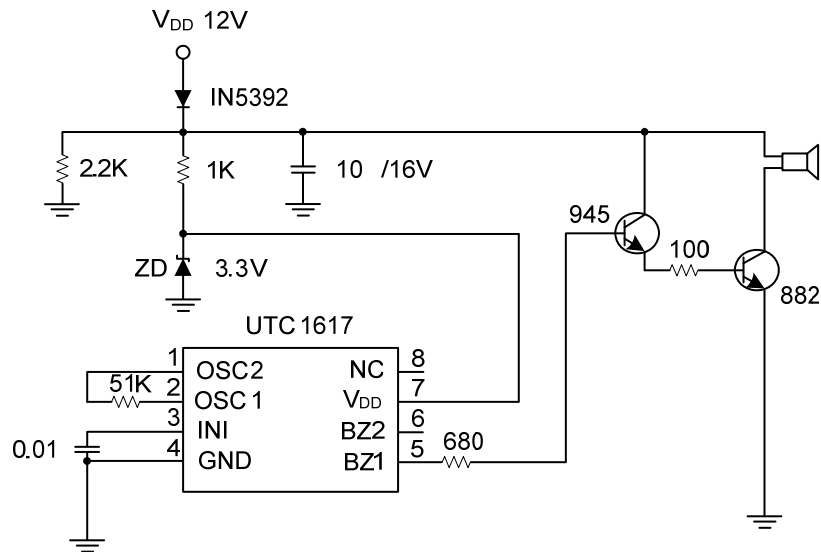
■ ABSOLUTE MAXIMUM RATINGS

PARAMETER	SYMBOL	RATINGS	UNIT
Supply Voltage	V_{DD}	-0.3 ~ 6	V
Input Voltage	V_I	-0.3 ~ $V_{DD}+0.3$	V
Output Voltage	V_O	-0.3 ~ $V_{DD}+0.3$	V
Operating Temperature	T_{OPR}	0 ~ 65	°C
Storage Temperature	T_{STG}	-40 ~ 125	°C

■ ELECTRICAL CHARACTERISTICS (Unless otherwise specified: $V_{DD}=3V$, $T_A=25^\circ C$)

PARAMETER	SYMBOL	MIN	TYP	MAX	UNIT
Operating Voltage	V_{DD}	2	3	5	V
Operating Current	I_{OP}		300	500	μA
BZ1, BZ2 Driving Current	I_{OH}	1			mA
	I_{OL}	1			mA
Operating Frequency	F_{OP}	70	80	128	KHz

■ TYPICAL APPLICATION CIRCUIT



UTC assumes no responsibility for equipment failures that result from using products at values that exceed, even momentarily, rated values (such as maximum ratings, operating condition ranges, or other parameters) listed in products specifications of any and all UTC products described or contained herein. UTC products are not designed for use in life support appliances, devices or systems where malfunction of these products can be reasonably expected to result in personal injury. Reproduction in whole or in part is prohibited without the prior written consent of the copyright owner. The information presented in this document does not form part of any quotation or contract, is believed to be accurate and reliable and may be changed without notice.