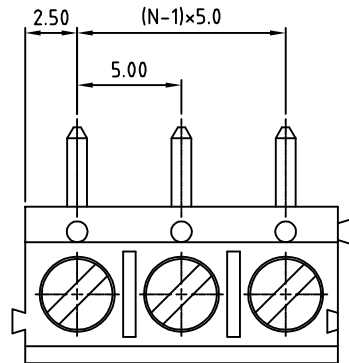


SIGN	DATE	DESCRIPTION	APPROVER
THIS IS CAD DRAWING, DO NOT REVISE MANUALLY!!!			



Material

- Terminal body
(metal housing): Brass(CuZn)
- Terminal screw: Steel Zinc plating "-" slot type
- Wire guard :stainless steel
- Surface of solder tail: Tin plated
- Insulator (housing): Thermoplastic (UL94V-0)

Electrical cULus/CSA

- Voltage rating: 250V /250V
- Current rating: 16A /16A
- Wire range:
Solid wire(AWG): 14 / 14-22
Stranded wire(AWG): 16 / 14-22
- Torque : 2.6Lb-In / 4Kgf.cm
- Screw: M2.6
- Wire strip length: 5-6mm
- Withstanding Voltage: 1.5KV/ 1.5KV
- Operating temperature: -30°C to +105°C
- Soldering temperature: 250°C±10°C/5 Sec
- Safety Approval:



RoHS Compliant

PART NUMBER:

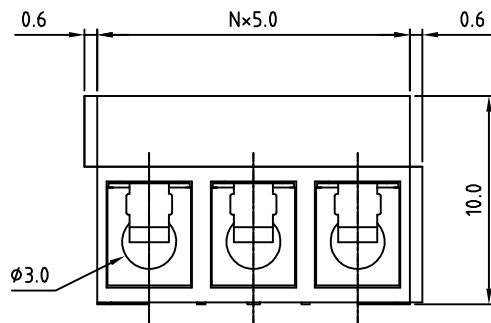
OSTTDXX0161

No. of Poles

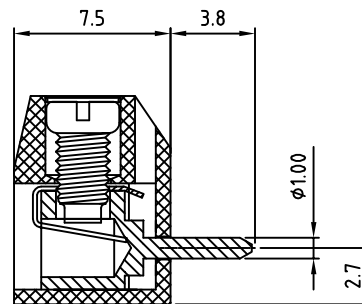
- 02: 02 Poles
- 03: 03 Poles
- ...
- 24: 24 Poles

COLOR

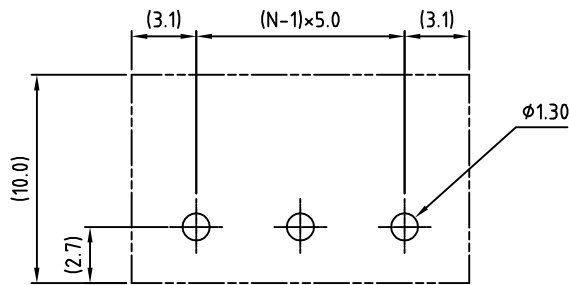
- 0: Black
- 5: Green
- 6: Blue (Standard)
- 8: Grey



N=Number of poles



P.C.B LAYOUT



THESE DRAWINGS AND SPECIFICATIONS ARE THE PROPERTY OF ON-SHORE TECHNOLOGY, INC. AND SHALL NOT BE REPRODUCED, COPIED OR USED IN ANY MANNER WITHOUT THE PRIOR WRITTEN CONSENT OF ON-SHORE TECHNOLOGY, INC.



TITLE		OSTTD-5.0mm series 2p-24p			
PART NO.	OSTTDXX0161	DWG NO.	OSTTDXX0161.DWG		
APPROVED	CHECKED	DESIGNED	DRAWN	CUST NO.	Tolerance
Shi Jun 2006.10.19	Marvin 2006.10.19	Marvin 2006.10.19	Marvin 2006.10.19		X. ±0.50
					UNIT: mm SCALE: NONE X.XX ±0.30 X.XX ±0.10 X° ±1°
				SHEET: 01/01	REV: C