

High Voltage Diodes - SM Series

Original Release: 01-15-08
Revised Date: 08-12-11

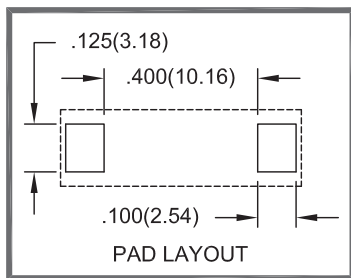
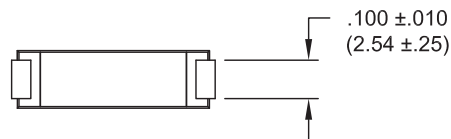
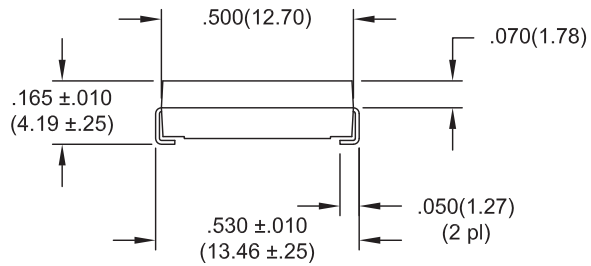
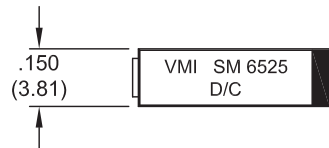
25mA - 150mA • 70ns

ELECTRICAL CHARACTERISTICS AND MAXIMUM RATINGS													
Part Number	Working Reverse Voltage (Vrwm)	Average Rectified Current (Io)		Reverse Current @ Vrwm (Ir)		Forward Voltage (Vf)		1 Cycle Surge Current tp=8.3ms (Ifsm)	Repetitive Surge Current (Ifrm)	Reverse Recovery Time (3) (Trr)	Thermal Impd. θ_{J-L}	Junction Cap. @50VDC @1kHz (Cj)	Markings
		55 °C(1)	100 °C(2)	25 °C	100 °C	25 °C	25 °C	25 °C	25 °C	25 °C	25 °C		
	Volts	mA	mA	μ A	μ A	Volts	mA	Amps	Amps	ns	°C / W	pF	
SM6525	5000	150	75	0.5	20	7.0	150	10	2.00	70	40	4.0	6525
SM6527	10000	100	50	0.5	20	12.0	100	5	1.00	70	40	3.0	6527
SM6533	5000	50	25	0.1	10	9.0	25	4	0.75	70	50	2.0	6533
SM6535	10000	25	12	0.1	10	14.0	25	2	0.38	70	50	1.0	6535

(1)TC=55°C (2)TC=100°C (3)If=.125mA, Ir=250mA, Irr=63mA *Op. Temp.= -65°C to +175°C Stg. Temp.= -65°C to +200°C

Plating:
Pure tin plating, per MIL-T-10727,
Type 1, 100-200 μ in. Matte finish.
Copper or nickel strike prior to
plating.

Tolerance:
.XXX \pm .005



Dimensions: In. (mm) • All temperatures are ambient unless otherwise noted. • Data subject to change without notice.



Voltage Multipliers Inc.

8711 W. Roosevelt Ave.
Visalia, CA 93291 USA

Tel: 559.651.1402
Fax: 559.651.0740

www.voltagemultipliers.com
www.highvoltagepowersupplies.com