

# High Voltage Diodes - Surface Mount

Original Release: 01-15-08  
Revised Date: 08-12-11

**0.15A - 0.50A • 70ns**

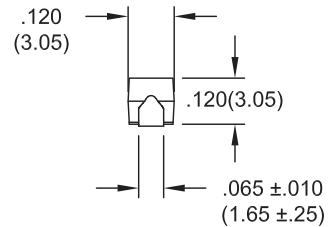
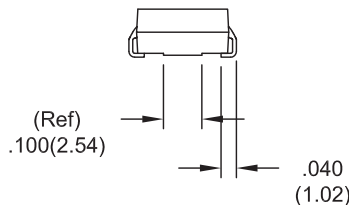
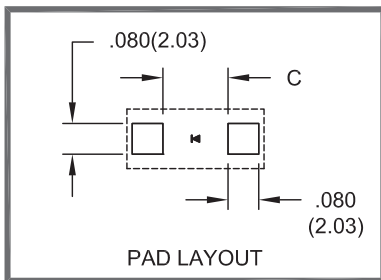
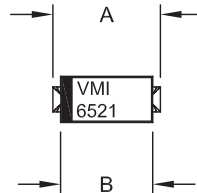
ELECTRICAL CHARACTERISTICS AND MAXIMUM RATINGS													
Part Number	Working Reverse Voltage (Vrwm)	Average Rectified Current (Io)		Reverse Current @ Vrwm (Ir)		Forward Voltage (Vf)		1 Cycle Surge Current tp=8.3ms (Ifsm)	Repetitive Surge Current (Ifrm)	Reverse Recovery Time (3) (Trr)	Thermal Impd. $\theta_{J-L}$	Junction Cap. @50VDC @1kHz (Cj)	Markings
		55 °C(1)	100 °C(2)	25 °C	100 °C	25 °C	25 °C	25 °C	25 °C	25 °C	25 °C		
	Volts	Amps	Amps	µA	µA	Volts	Amps	Amps	Amps	ns	°C / W	pF	
SXF6521	2000	0.500	0.250	0.5	20	3.0	0.500	25	5	70	7	8.0	6521
SXF6523	3000	0.250	0.125	0.5	20	5.0	0.250	15	3	70	7	4.0	6523
SXF6525	5000	0.150	0.075	0.5	20	7.0	0.150	10	2	70	7	3.0	6525

(1)TC=55°C (2)TC=100°C (3)If=125mA, Ir=250mA, Irr=63mA \*Op. Temp.= -65°C to +175°C Stg. Temp.= -65°C to +200°C



Tolerance:  
.XXX ±.005

Part	A	B	C
SXF6521	.240 ±.010 (6.10 ±.25)	.200 ±.005 (5.08 ±.13)	.130 (3.30)
SXF6523	.280 ±.010 (7.11 ±.25)	.240 ±.005 (6.10 ±.13)	.170 (4.32)
SXF6525			



Dimensions: In. (mm) • All temperatures are ambient unless otherwise noted. • Data subject to change without notice.



Voltage Multipliers Inc.

8711 W. Roosevelt Ave.  
Visalia, CA 93291 USA

Tel: 559.651.1402  
Fax: 559.651.0740

www.voltagemultipliers.com  
www.highvoltagepowersupplies.com