CROSS-REFERENCE

DIGI-KEY Q983 289-1029
DIGI-KEY Q982 73-1173
OPTREX INV-TH-202 (2)
JKL ALT. BXB-TH-202-2

REVISION HISTORY

REV	ECO NO / CHANGE DESCRIPTION	DATE	APPROVED
A	1004 / PRODUCTION RELEASE	07/01/98	F. A. D.

OPERATING CHARACTERISTICS:

INPUT VOLTAGE RANGE:	3.0 to 5.5 Vdc
OUTPUT AREA RANGE:	19 to 38 Cm2
OPERATING TEMPERATURE RANGE:	-10 to +55°C
STORAGE TEMPERATURE RANGE:	-20 to +70°C

ABSOLUTE MAXIMUM RATINGS:

INPUT VOLTAGE:	6.0 Vdc
OUTPUT AREA:	45 Cm2

PACKAGE DIMENSIONS:

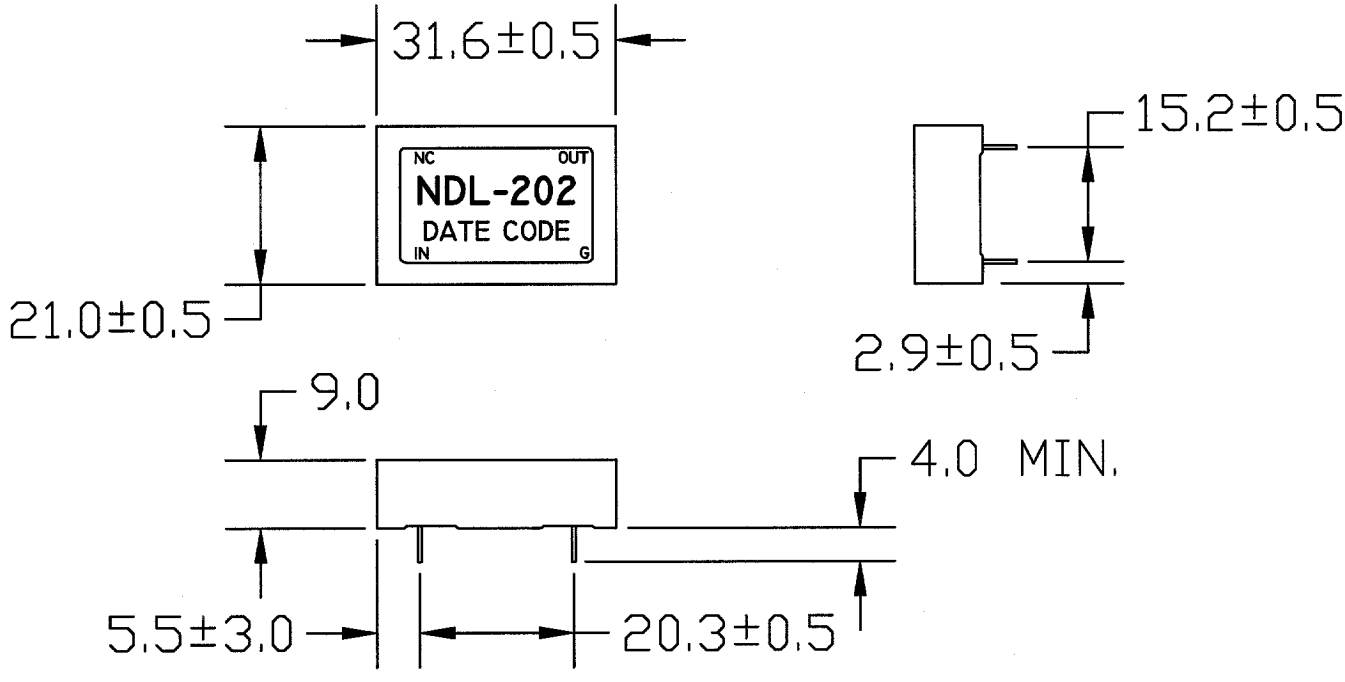

CAD FILE: 705-1002-001~1

UNLESS OTHERWISE SPECIFIED DIMENSIONS ARE IN MILLIMETERS
1 PL ± 0.2 2 PL ± 0.1
INTERPRET DIM AND TOL PER ANSI Y14.5M - 1994

THIRD ANGLE PROJECTION

APPROVALS

DRAWN BY F. DYEMARTIN 7/1/98
CHECKED BY J. KAHL 7/1/98
APPROVED BY F. DYEMARTIN 7/1/98
AGENCY APPROVAL
CUSTOMER APPROVAL

JKL COMPONENTS CORPORATION
13343 PAXTON STREET PACOIMA, CA 91331 PHONE: (818) 896-0019

TITLE **INVERTER, EL**
5 VDC INPUT, 19-38 cm2 OUTPUT

SIZE	CAGE CODE	DWG NO	REV
A	55335	NDL - 202	A

SCALE NONE SHEET 1 OF 2

BRIGHTNESS VS EL ELEMENT AREA

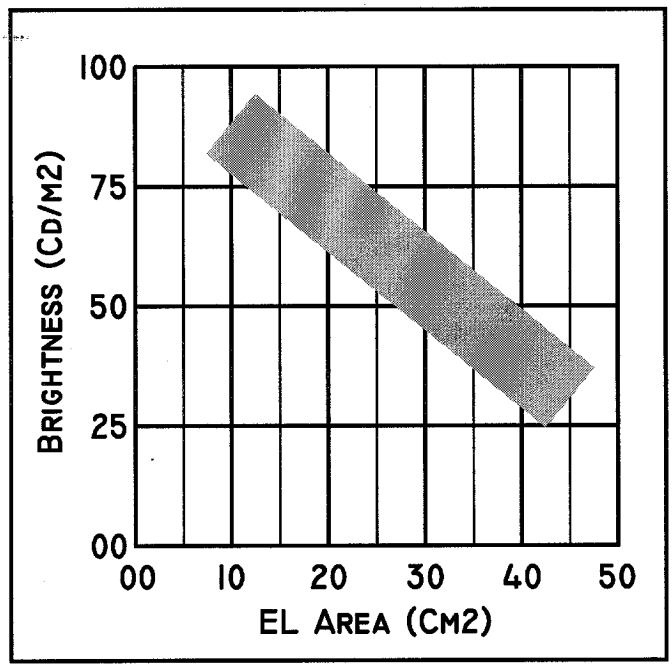

OUTPUT FREQUENCY VS EL ELEMENT AREA

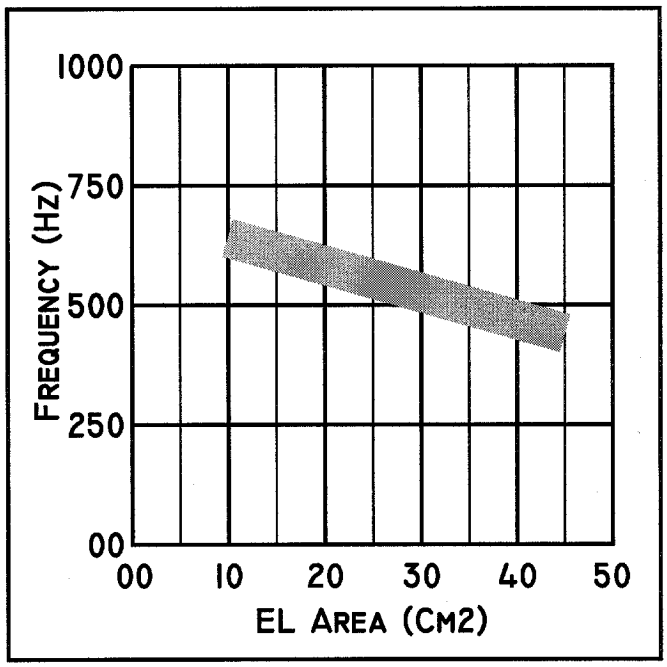

OUTPUT VOLTAGE VS EL ELEMENT AREA

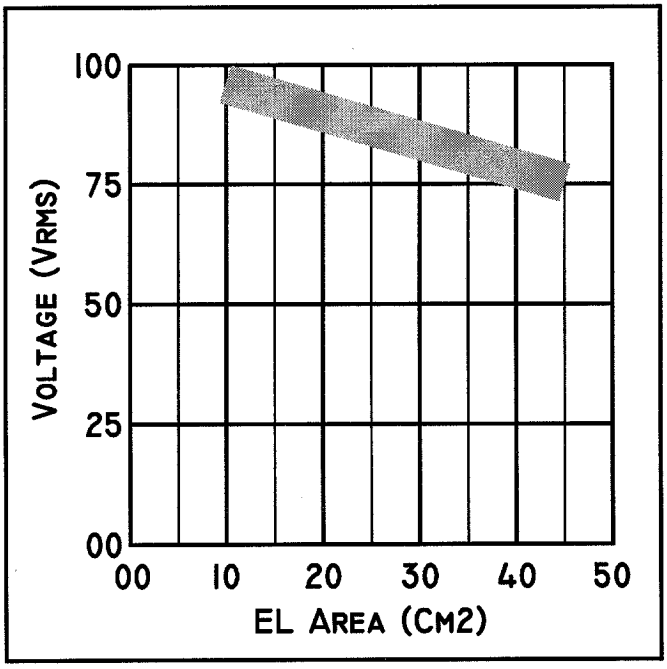

INPUT CURRENT VS EL ELEMENT AREA

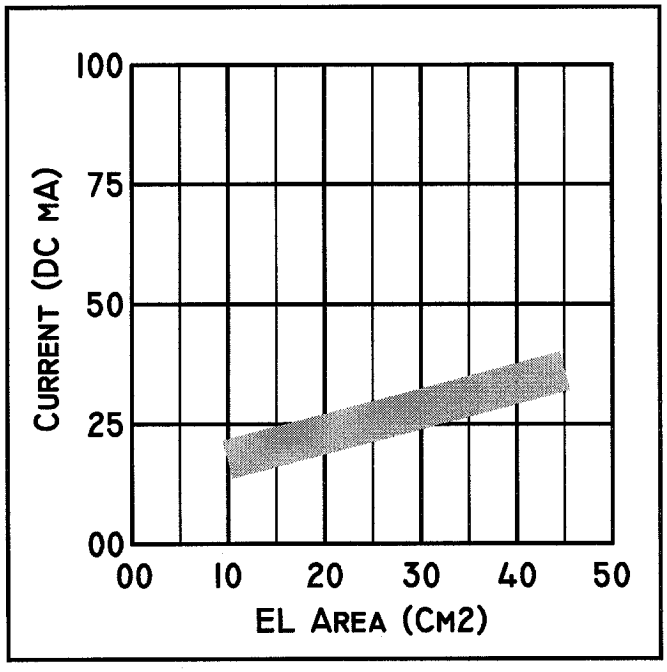

NOTES:

1. Input Voltage 5.0 Vdc
2. Tested with NEL #LL-C
3. Tolerance bands show above are typical, each EL and Inverter combination should be tested to determine actual performance.

CAD FILE: 705-1002-001~2

SIZE	CAGE CODE	DWG NO	REV
A	55335	NDL - 202	A
SCALE NONE		SHEET 2	