
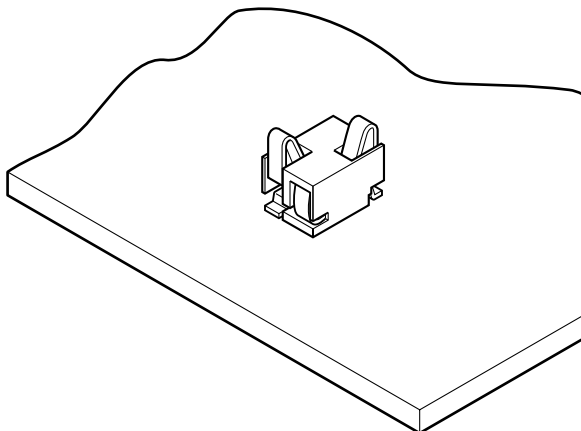


**1.0mm**
pitch*Compression type*

Compression type connector developed for compact equipment such as mobile phone.



Features

• Compact

Projected area is only 2.0 x 2.8mm, with 1.8mm height.

• High contact pressure

Despite its smallness, the contact provides contact pressure of 0.7N per circuit thanks to the curled spring design, giving stable contact performance even under conditions of vibration.

• Heat resisting design suitable for surface mounting

The housing is made of highly heat resisting resin to allow reflow soldering.

• Emboss taping for automatic mounting

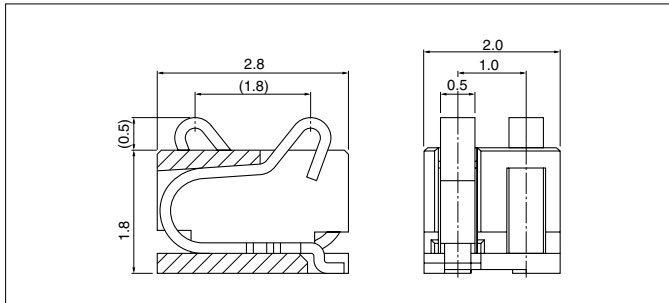
The MIH connector is supplied in the form of emboss taping for automatic mounting.

Specifications

- Current rating: 0.5A DC
- Voltage rating: 20V DC
- Temperature range: -25°C to +85°C
(including temperature rise in applying electrical current)
- Contact resistance: Initial value/30m Ω max.
After environmental testing/50m Ω max.
- Insulation resistance: 1,000M Ω min.
- Withstanding voltage: 100V AC/minute
- * Compliant with RoHS.
- * Refer to "General Instruction and Notice when using Terminals and Connectors" at the end of this catalog.
- * Contact JST for details.

MIH CONNECTOR


Contact



Model No.	Material and Finish	Q'ty / reel
MIH-2-412-TF	Contact: Beryllium copper alloy, nickel-undercoated, gold-plated Housing: Glass-filled LCP, UL94V-0, black	6,000

RoHS compliance

PC board layout (viewed from component side) and Assembly layout



Note:

1. Tolerances are non-cumulative: ± 0.1 mm for all centers.
2. The dimensions above should serve as a guideline. Contact JST for details.