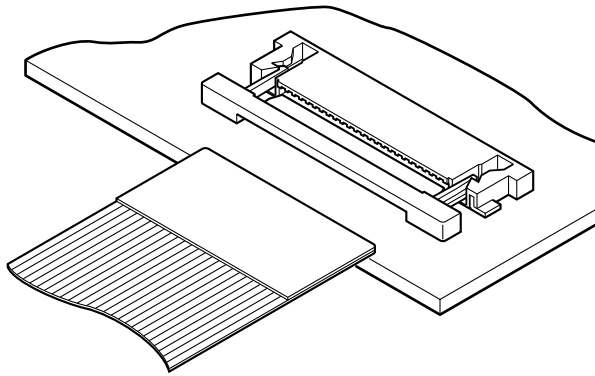


FLH CONNECTOR

0.5mm pitch/Connectors for FPC



Compact connector with just 1.2mm high after mounting on the PC board.

- **Thin design**
- **Heat resisting design suitable for surface mounting**
- **In-line surface mounting**
- **Two types of connections**
- **Embossed tape for automatic mounting**

Specifications

- Current rating: 0.5A AC, DC
- Voltage rating: 50V AC, DC
- Temperature range: -25°C to +85°C
(including temperature rise in applying electrical current)
- Contact resistance: Initial value/40m Ω max.
After environmental testing/60m Ω max.
- Insulation resistance: 800M Ω min.
- Withstanding voltage: 200V AC/minute
- Applicable FPC: Conductor pitch/0.5mm
Conductor width/0.35mm
Mating part thickness/0.3±0.03mm

Note: FPC to be actually used should be checked for applicability.

* Compliant with RoHS.

* Refer to "General Instruction and Notice when using Terminals and Connectors" at the end of this catalog.

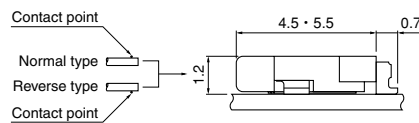
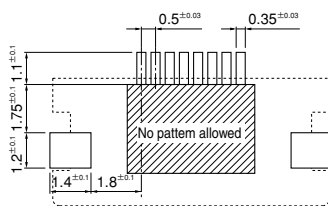
* Contact JST for details.

Standards

Recognized E60389

Certified LR20812

PC board layout (viewed from component side) and Assembly layout

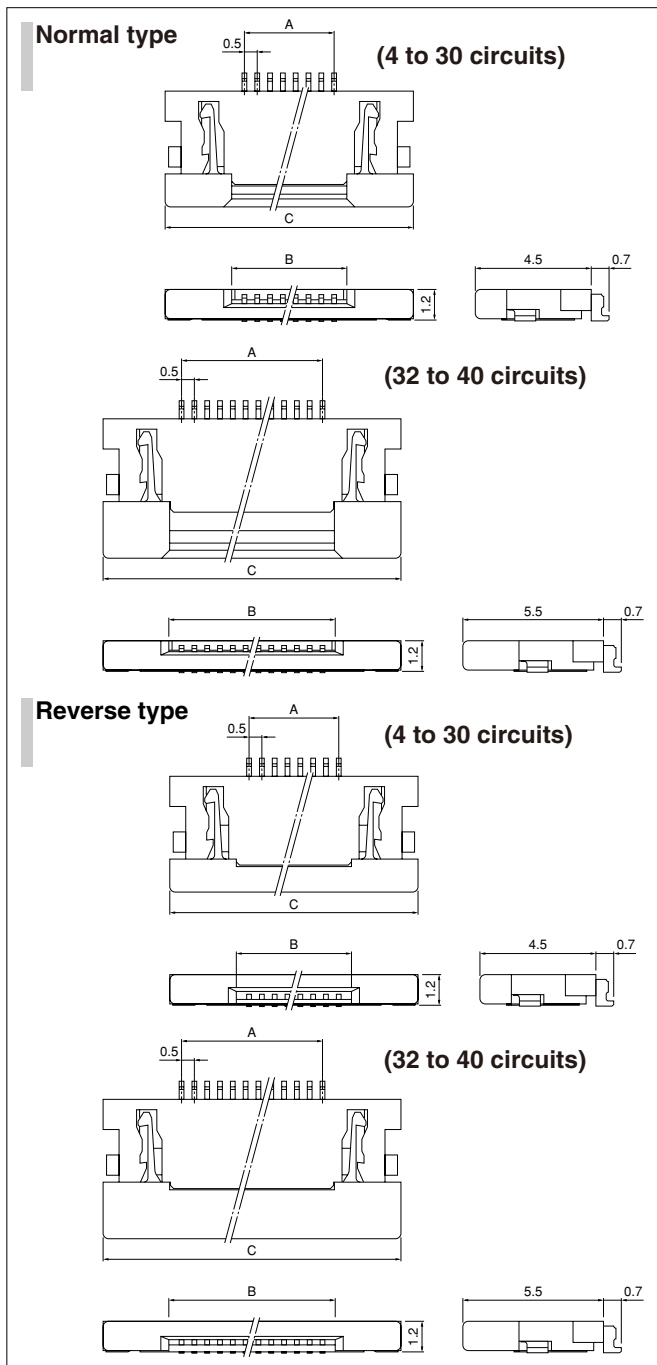


Note: 1. Tolerances are non-cumulative: ±0.03mm for all centers.

2. The dimensions above should serve as a guideline. Contact JST for details.

FLH CONNECTOR

Connector



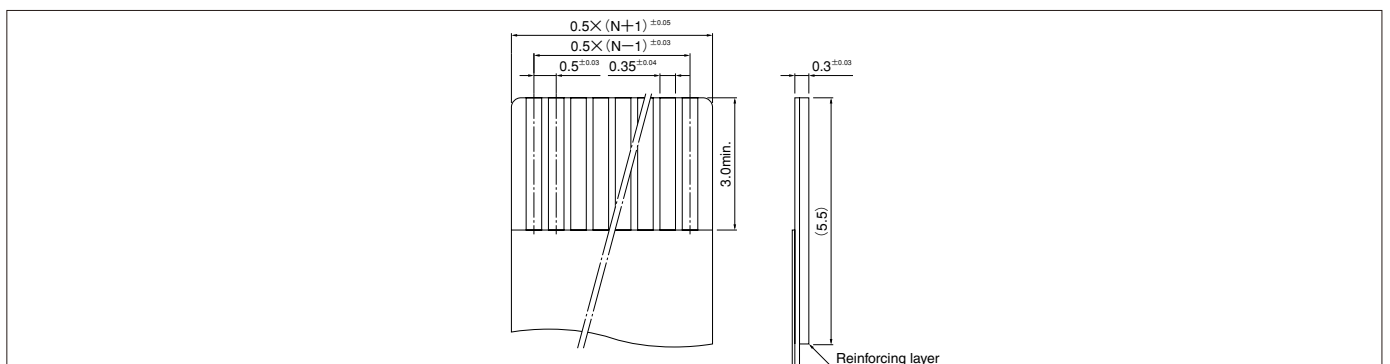
Circuits	Model No.		Dimensions (mm)			Q'ty / reel
	Normal type	Reverse type	A	B	C	
4	04FLH-SM1-TB	04FLH-RSM1-TB	1.5	2.55	7.7	3,000
6	06FLH-SM1-TB	06FLH-RSM1-TB	2.5	3.55	8.7	3,000
7	07FLH-SM1-TB	07FLH-RSM1-TB	3.0	4.05	9.2	3,000
8	08FLH-SM1-TB	08FLH-RSM1-TB	3.5	4.55	9.7	3,000
10	10FLH-SM1-TB	10FLH-RSM1-TB	4.5	5.55	10.7	3,000
11	11FLH-SM1-TB	11FLH-RSM1-TB	5.0	6.05	11.2	3,000
12	12FLH-SM1-TB	12FLH-RSM1-TB	5.5	6.55	11.7	3,000
13	13FLH-SM1-TB	13FLH-RSM1-TB	6.0	7.05	12.2	3,000
14	14FLH-SM1-TB	14FLH-RSM1-TB	6.5	7.55	12.7	3,000
15	15FLH-SM1-TB	15FLH-RSM1-TB	7.0	8.05	13.2	3,000
16	16FLH-SM1-TB	16FLH-RSM1-TB	7.5	8.55	13.7	3,000
17	17FLH-SM1-TB	17FLH-RSM1-TB	8.0	9.05	14.2	3,000
18	18FLH-SM1-TB	18FLH-RSM1-TB	8.5	9.55	14.7	3,000
19	—	19FLH-RSM1-TB	9.0	10.05	15.2	3,000
20	20FLH-SM1-TB	20FLH-RSM1-TB	9.5	10.55	15.7	3,000
21	21FLH-SM1-TB	—	10.0	11.05	16.2	3,000
22	22FLH-SM1-TB	22FLH-RSM1-TB	10.5	11.55	16.7	3,000
24	24FLH-SM1-TB	24FLH-RSM1-TB	11.5	12.55	17.7	3,000
26	26FLH-SM1-TB	—	12.5	13.55	18.7	3,000
28	28FLH-SM1-TB	28FLH-RSM1-TB	13.5	14.55	19.7	3,000
30	30FLH-SM1-TB	30FLH-RSM1-TB	14.5	15.55	20.7	3,000
32	32FLH-SM1-TB	32FLH-RSM1-TB	15.5	16.55	21.7	3,000
34	—	34FLH-RSM1-TB	16.5	17.55	22.7	3,000
40	40FLH-SM1-TB	40FLH-RSM1-TB	19.5	20.55	25.7	3,000

Material and Finish

Contact: Copper alloy, copper-undercoated, tin-plated (reflow treatment)
Housing: LCP, UL94V-0
Solder tab: Copper alloy, copper-undercoated, tin-plated (reflow treatment)
Slider: PA 6T, UL94V-0

RoHS compliance This product displays (LF)(SN) on a label.
Note: The products listed above are supplied on embossed tape.

Lead section dimensions of FPC



Note: N --- Number of circuits