

# 1608KL (40<sup>□</sup>x 20<sup>L</sup>)



EMINEBEA.COM

## General Specifications

### Motor Protection:

Auto Restart/Polarity Protection

**Insulation Resistance:** 10M Ω or over with a DC500V Megger

**Dielectric Withstand Voltage:** AC 700V 1s

**Allowable Ambient Temperature Range:**

-10°C ~ +70°C (Operating)

-40°C ~ +70°C (Storage)

(non-condensing environment)

### Expected Life

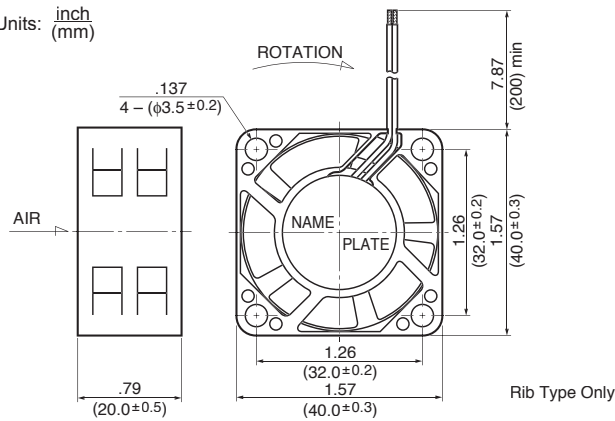
**Failure Rate:** 10%

25°C 50,000 Hours (L00)

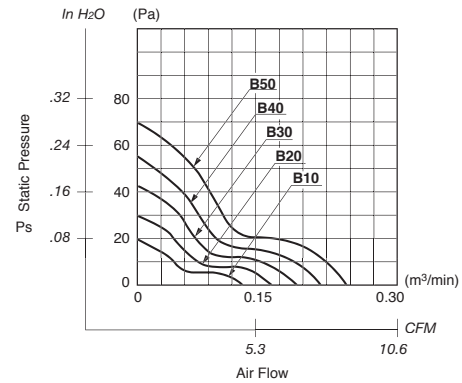
25°C 40,000 Hours (T00)

### Outline

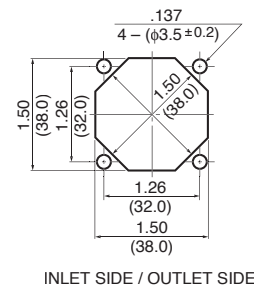
Units:  $\frac{\text{inch}}{\text{mm}}$



## Characteristic Curves



## Panel Cut-outs



## Material

Casing : Plastic (Black) 94V-0

Impeller : Plastic (Black) 94V-0

Bearing : Ball Bearing

Lead Wire : UL1061, AWG26, +Red, -Black

## Specifications

MODEL	Product No.	Rated Voltage	Operating Voltage	Current	Input Power	Speed	Max. Air Flow		Max. Static Pressure		Noise	Mass
		(V)	(V)	(A) <sup>*1</sup>	(W) <sup>*1</sup>	(min <sup>-1</sup> ) <sup>*1</sup>	CFM <sup>*1</sup>	(m <sup>3</sup> /min) <sup>*1</sup>	in H <sub>2</sub> O	(Pa) <sup>*1</sup>	(dB) <sup>*1</sup>	(g)
1608KL-01W-B10-	X00	5	4.5 ~ 5.5	0.07	0.35	4500	4.9	0.14	.08	20.0	20.0	25
1608KL-01W-B20-	X00	5	4.5 ~ 5.5	0.12	0.60	5500	6.0	0.17	.12	30.1	22.5	25
1608KL-01W-B30-	X00	5	4.5 ~ 5.5	0.17	0.85	6500	7.4	0.21	.17	42.2	25.5	25
1608KL-01W-B40-	X00	5	4.5 ~ 5.5	0.27	1.35	7500	8.4	0.24	.21	54.2	29.0	25
1608KL-01W-B50-	X00	5	4.5 ~ 5.5	0.38	1.90	8500	9.5	0.27	.28	69.4	33.0	25
1608KL-04W-B10-	X00	12	10.2 ~ 13.8	0.04	0.48	4500	4.9	0.14	.08	20.0	20.0	25
1608KL-04W-B20-	X00	12	10.2 ~ 13.8	0.06	0.72	5500	6.0	0.17	.12	30.1	22.5	25
1608KL-04W-B30-	X00	12	10.2 ~ 13.8	0.07	0.84	6500	7.4	0.21	.17	42.2	25.5	25
1608KL-04W-B40-	X00	12	10.2 ~ 13.8	0.09	1.08	7500	8.4	0.24	.21	54.2	29.0	25
1608KL-04W-B50-	X00	12	10.2 ~ 13.8	0.11	1.32	8500	9.5	0.27	.28	69.4	33.0	25
1608KL-05W-B10-	X00	24	20.0 ~ 25.2	0.04	0.96	4500	4.9	0.14	.08	20.0	20.0	25
1608KL-05W-B20-	X00	24	20.0 ~ 25.2	0.05	1.20	5500	6.0	0.17	.12	30.1	22.5	25
1608KL-05W-B30-	X00	24	20.0 ~ 25.2	0.06	1.44	6500	7.4	0.21	.17	42.2	25.5	25
1608KL-05W-B40-	X00	24	20.0 ~ 25.2	0.07	1.68	7500	8.4	0.24	.21	54.2	29.0	25
1608KL-05W-B50-	X00	24	20.0 ~ 25.2	0.08	1.92	8500	9.5	0.27	.28	69.4	33.0	25

Rotation: Clockwise

Airflow Outlet: Air Out Over Struts

\*1: Average Values in Free Air