

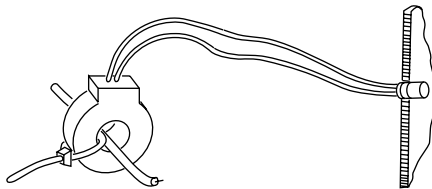
CR2550 Series



The **CR2550** Series Remote Current Indicators are designed as a low cost method for providing a visual indication of electrical current flow. The current-carrying wire is routed through the window opening in the current sensing transformer. Attached to the transformer is a high efficiency, bi-polar LED that illuminates when the current is above the turn-on point. The indicator is available as standard with an 11 inch long lead and a red, green, blue, white, amber or yellow LED indicator.

PART NUMBERS

Part Number	LED Color	Turn On Point (1 pass)
CR2550-R	Red	0.75 AAC
CR2550-G	Green	1.5 AAC
CR2550-B	Blue	1.0 AAC
CR2550-W	White	0.75 AAC
CR2550-Y	Yellow	1.0 AAC
CR2550-A	Amber	1.5 AAC



Typical Installation

Applications

Monitor Status of Heater Elements
Observe Remote Loads
Indicate Phase Loss
Monitor Motor Operation

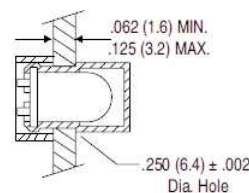
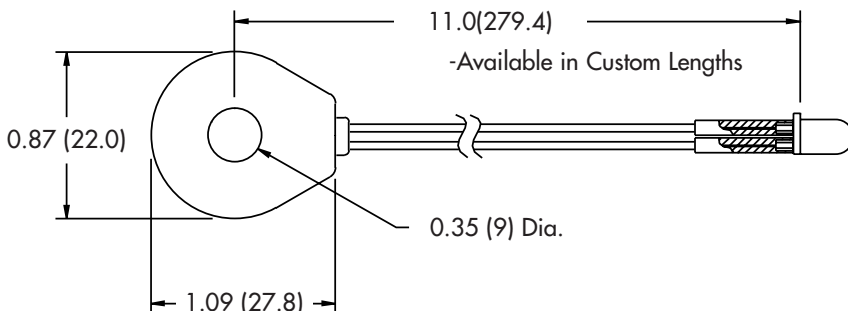
Features

Self Powered
Red, Green, Blue, White, Yellow and Amber Indicators
Low fixed trip point
Low Cost for high Volume OEM Applications

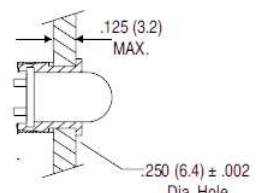
Specifications

20 AAC Max, 600 VAC Max rating
Thermoplastic Case Material
14.2 g / 0.5 oz weight
50 - 400 Hz Bandwidth
-30°C to +60°C Operating Temperature
-55°C to +85°C Storage Temperature
T-1^{3/4}, Bipolar, Red/Red or Green/Green Diffused,
Indicator is supplied with LED attached to current sensing transformer. Supplied with both one-piece press in lens and two-piece mounting clip.
Weight 0.03 LBS.

Regulatory Agencies



TWO PIECE LENS MOUNTING



ONE PIECE MOUNTING CLIP



CR Magnetics, Inc. 3500 Scarlet Oak Blvd. St. Louis MO USA 63122 V: 636-343-8518 F: 636-343-5119

Web: <http://www.crmagnetics.com>

E-mail: sales@crmagnetics.com