

DEPT	
1	1
2	
3	
4	2
5	
6	
7	
8	
9	
10	
11	
12	
NC	
JZ	

PART NAME:

FEMALE TERMINAL

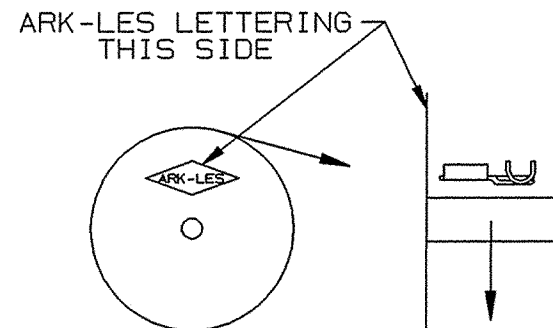
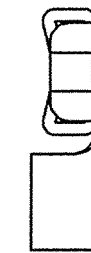
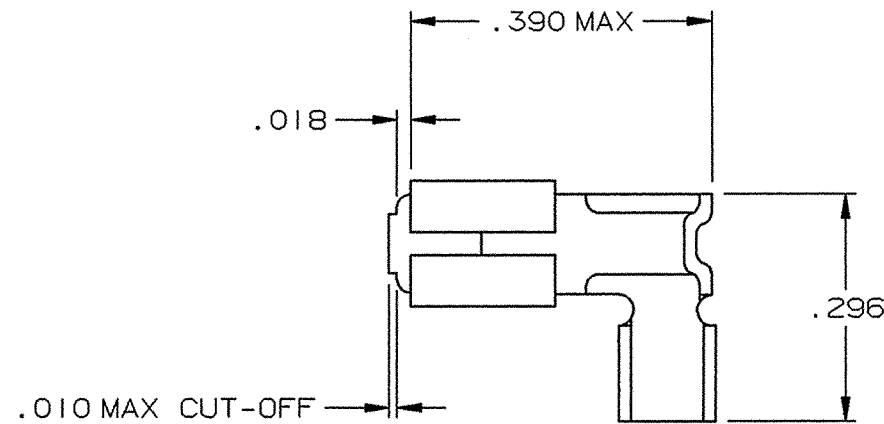
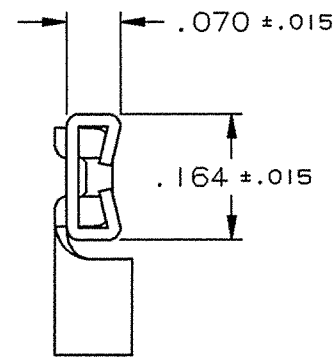
PART NO:

3650H 402/

PART NUMBER	MATERIAL	FINISH
3650H 402A	.016 ±.001 THICK BRASS	PRETINNED
3650H 402AB		NONE

NOTES:

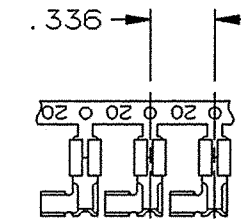
1. TO ACCEPT A .110 X .020 OR A .125 X .020 MALE TAB.
2. WIRE RANGE: #18 - #24 GAUGE WIRE.
3. RECOMMENDED STRIP LENGTH: 5/32 ±1/32.
4. FOR LOOSE PIECE PARTS ADD SUFFIX "-1" TO PART NUMBER (i.e. 3650H 402A-1).



REELING DIAGRAM



ARK-LES
UNCONTROLLED



FABRICATED TERMINAL STRIP

SCALE 1=1

				PROD. REL.	PER JB	10/30/75	JB	TOLERANCES UNLESS OTHERWISE SPECIFIED:		
				QUOTE REL.				DECIMALS ±.010	METRIC ±0.25mm	ANGLES ±1°
J	REVISED PER ECR #12437	11/20/02	RT	DR: B J CARUTHERS		6/28/95		MATERIAL: SEE TABLE		
H	REVISED PER ECR #11541	6/24/98	RT	CHK'D: R.W.T.		11-21-02		FINISH: SEE TABLE		
G	REVISED PER ECR #11052	9/30/96	BJC	APP: J.S.S.		12-13-02		PART NO: 3650H 402/		
F	REVISED & REDRAWN PER ECR #10514	6/28/95	BJC	SUPERCEDES DWG. DATED:		1/4/93				
REV.	DESCRIPTION	DATE	DR.	SCALE: 4=1	CAD NO: BUM0006					

ORIGINAL IF RED