

DEPT	
1	1
2	
3	
4	2
5	
6	
7	
8	
9	
10	
11	
12	
NC	
JZ	

PART NAME:

FEMALE TERMINAL

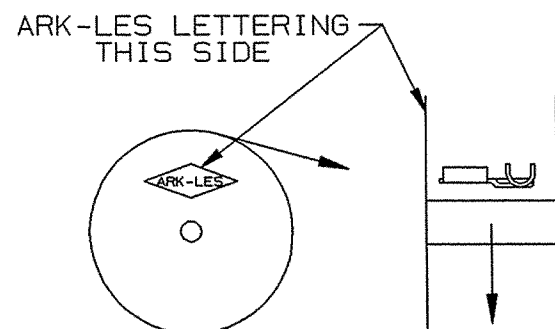
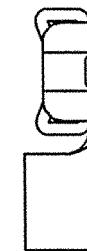
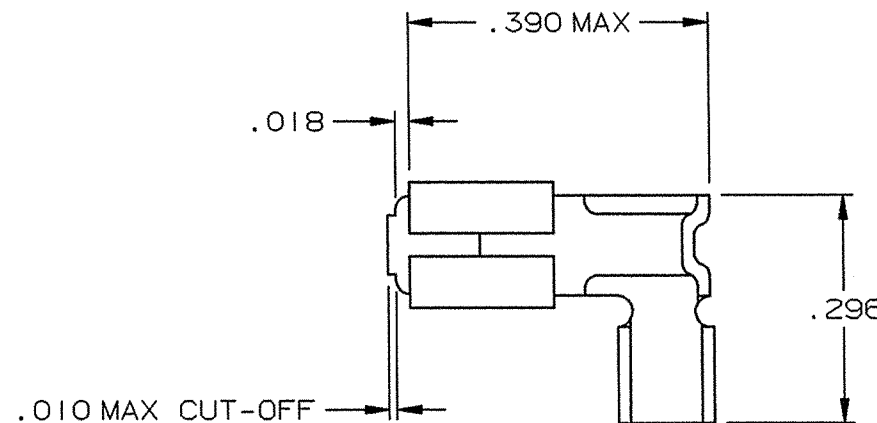
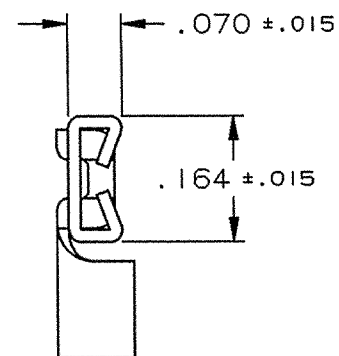
PART NO:

3650H 401/

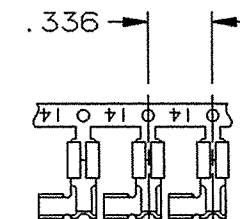
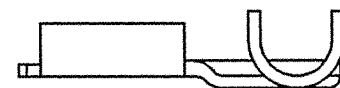
PART NUMBER	MATERIAL	FINISH
3650H 401A	.016 ±.001 THICK BRASS	PRETINNED
3650H 401AB		NONE

NOTES:

1. TO ACCEPT A .110 X .014 OR A .125 X .014 MALE TAB.
2. WIRE RANGE: #18 - #24 GAUGE WIRE.
3. RECOMMENDED STRIP LENGTH: 5/32 ±1/32.
4. FOR LOOSE PIECE PARTS ADD SUFFIX "-1" TO PART NUMBER (i.e. 3650H 401A-1).



REELING DIAGRAM



FABRICATED TERMINAL STRIP

SCALE 1=1

ARK-LES  
UNCONTROLLED

REV.	DESCRIPTION	DATE	DR.	SCALE: 4=1	CAD NO: BUM0004	PART NO: 3650H 401/
				PROD. REL. PER JB 10/30/75 JB	TOLERANCES UNLESS OTHERWISE SPECIFIED: DECIMALS ±.010 METRIC ±0.25mm ANGLES ±1°	
				QUOTE REL.		
				DR: B J CARUTHERS 9/30/96	MATERIAL: SEE TABLE	
G	REVISED PER ECR #12437	11/20/02	RT	CHK'D: R.W.T. 11-21-02	FINISH: SEE TABLE	
F	REVISED PER ECR #11589	9/3/98	RT	APP: <i>[Signature]</i> 12-13-02	PART NO: 3650H 401/	
E	REVISED & REDRAWN PER ECR #11052	9/30/96	BJC	SUPERCEDES DWG. DATED: 1/4/93		

ORIGINAL IF RED