

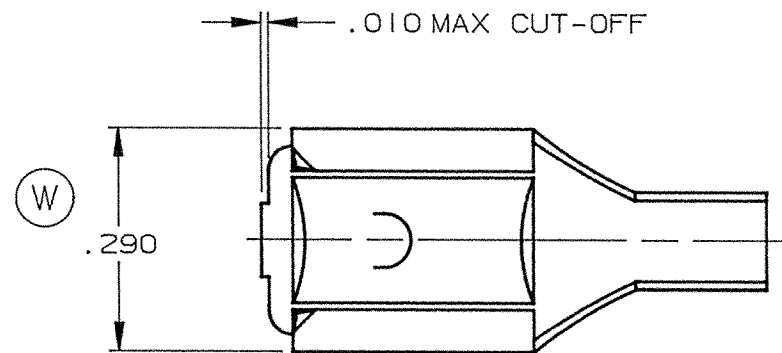
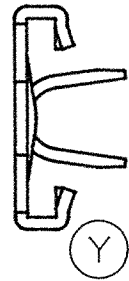
DEPT	
1	1
2	
3	
4	2
5	
6	
7	
8	
9	
10	
11	
12	
NC	
JZ	

PART NAME:

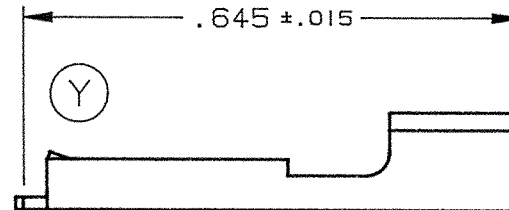
FEMALE TERMINAL

PART NO: 3000H63E/-4-2

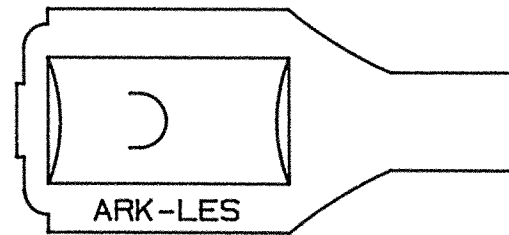
PART NO.	MATERIAL	FINISH
3000H63E-4-2	.016 THICK BRASS	PRETINNED
3000H63EB-4-2	.016 THICK BRASS	NONE



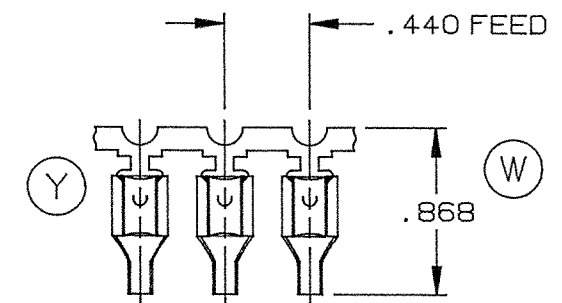
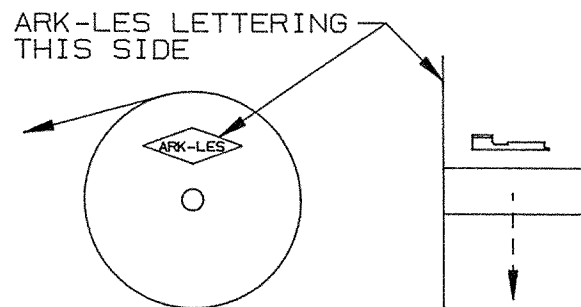
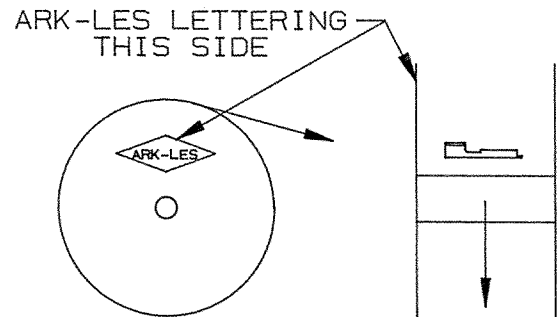
(Y)



(Y)



- (W) NOTES:
1. TO ACCEPT A .250 X .032 MALE TAB.
 2. TO ACCOMMODATE #16 - #22 GAUGE WIRE.
 3. RECOMMENDED STRIP LENGTH: 7/32 ± 1/32.
 4. INSERTION/WITHDRAWAL FORCES TO COMPLY WITH UL 310.
 5. FOR LOOSE PIECE PARTS ADD SUFFIX "-1K" TO PART NUMBER. (i.e. 3000H63E-4-2-1K)
 6. FOR STANDARD REELING SEE FIGURE 1.
 7. FOR REVERSE REELING ADD SUFFIX "R" TO PART NUMBER. (i.e. 3000H63E-4-2R) SEE FIGURE 2.



ARK-LES UNCONTROLLED

FABRICATED TERMINAL STRIP

SCALE 1=1

STANDARD REELING
(I.E. 3000H63E-4-2)

REVERSE REELING
(I.E. 3000H63E-4-2R)

FIGURE 1

FIGURE 2

PROD. REL.	1/12/66	BA	TOLERANCES UNLESS OTHERWISE SPECIFIED:	
QUOTE REL.			DECIMALS ±.010	METRIC ±0.25mm
DR: B J CARUTHERS	5/8/95		ANGLES ±1°	
CHK'D: R.W.T.	5-24-99		MATERIAL: SEE TABLE	
Y REVISED PER ECR #11773	5/19/99	RT	FINISH: SEE TABLE	
W REVISED & REDRAWN PER ECR #10442	5/8/95	BJC	PART NO: 3000H63E/-4-2	
REV.	DESCRIPTION	DATE	DR.	SCALE: 4=1
				CAD NO: BT00054