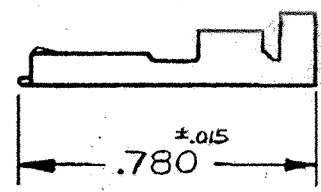
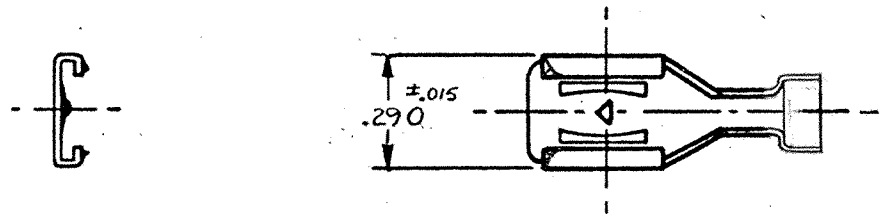


DEPT	1
1	1
2	
3	
4	1
5	
6	
7	
8	
9	
10	
11	
12	
ME	
FED	

PART NAME: TERMINAL, FEMALE

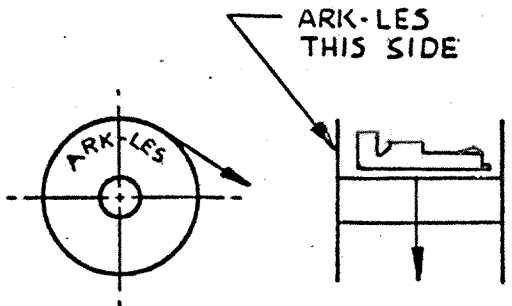
PART NO. 3000H219/-5

PART NO	MATERIAL	FINISH
3000H219A-5	.016 THK BRASS	PRE-TIN
3000H219AB-5	.016 THK BRASS	NONE

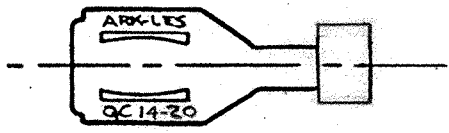


NOTES:

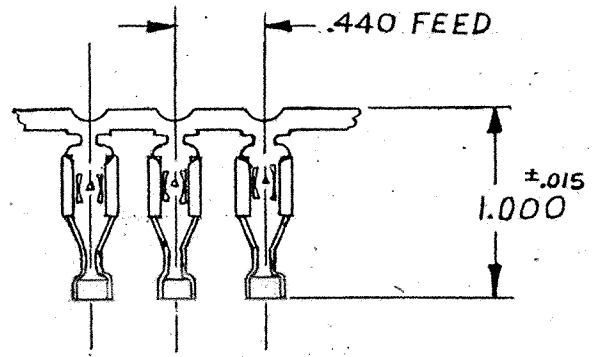
1. TO FIT STANDARD .250X.032 MALE TAB.
2. WIRE RANGE #14-20
3. RECOMMENDED STRIP LENGTH $9/32 \pm 1/32$.
4. FOR LOOSE PIECE PARTS, ADD -1 TO PART NO.
5. INSULATION RANGE .075 -.150



WINDING DIAGRAM



ARK-LES
UNCONTROLLED



FABRICATED TERMINAL STRIP
SCALE: FULL

			PROD. REL.	PER J.B.	8-14-75	JJB	TOLERANCES UNLESS OTHERWISE SPECIFIED :		
			QUOTE REL				DECIMALS ± .010	METRIC ± 0.25 mm	ANGLES ± 1°
			DR. :	J. FLYNN	11-30-88		MATERIAL: SEE TABLE		
			CHK'D. :	R.W.T.	12-2-88		FINISH: SEE TABLE		
			APP. :	C.O'PAIN	12-2-88		PART NO 3000H219/-5		
D	REDRAWN WITHOUT CHANGE	11-30-88	JF	SUPERSEDES DWG. DATED: 4-26-83					
REV.	DESCRIPTION	DATE	DR.	SCALE: 2X	F.M.F.				

ORIGINAL FRED