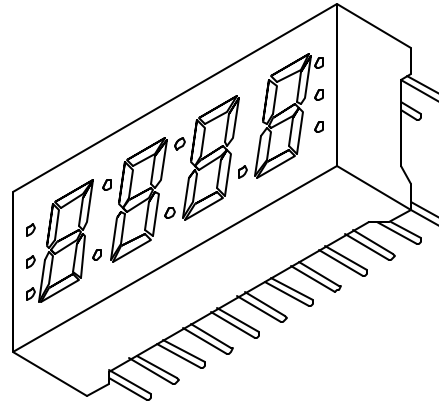
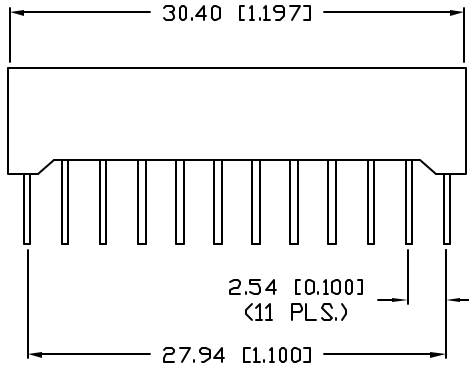
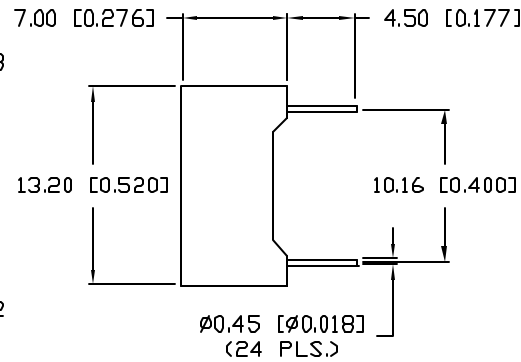
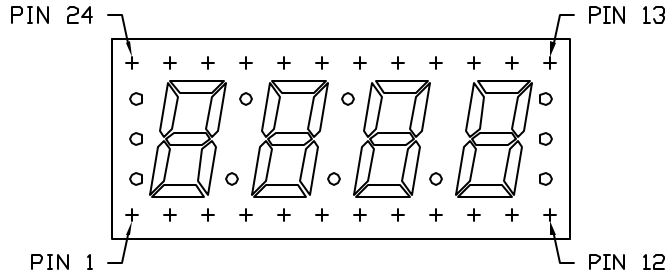


UNCONTROLLED DOCUMENT

PART NUMBER
LDC-M3006RI

REV.
A

| REV. | E.C.N. NUMBER AND REVISION COMMENTS | DATE |
|------|-------------------------------------|--------|
| A | E.C.N. #11148. | 5.3.07 |



ELECTRO-OPTICAL CHARACTERISTICS $T_A=25^{\circ}\text{C}$ $I_f=10\text{mA}$

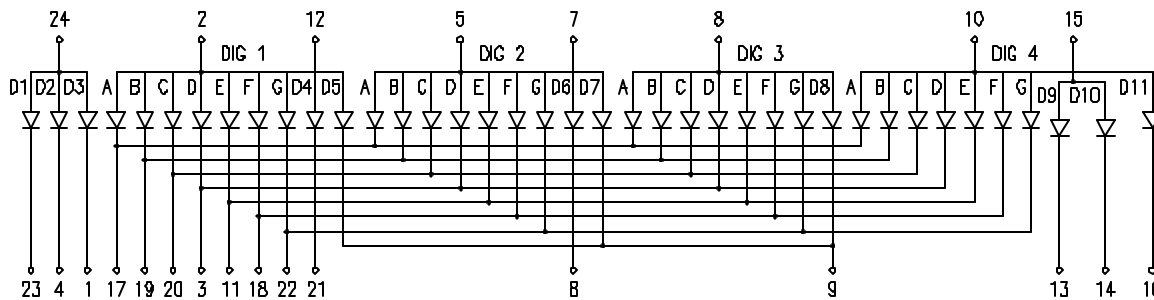
| PARAMETER | MIN | TYP | MAX | UNITS | TEST COND |
|-----------------|----------------------|------|-----|----------------|----------------------|
| PEAK WAVELENGTH | | 660 | | nm | |
| FORWARD VOLTAGE | | 1.7 | 2.2 | V_f | |
| REVERSE VOLTAGE | 4.0 | | | V_r | $I_r=100\mu\text{A}$ |
| AXIAL INTENSITY | | 6000 | | μcd | $I_f=10\text{mA}$ |
| EMITTED COLOR: | RED | | | | |
| FACE COLOR: | GRAY | | | | |
| SEGMENT COLOR: | MILKY WHITE DIFFUSED | | | | |

LIMITS OF SAFE OPERATION AT 25°C PER SEGMENT

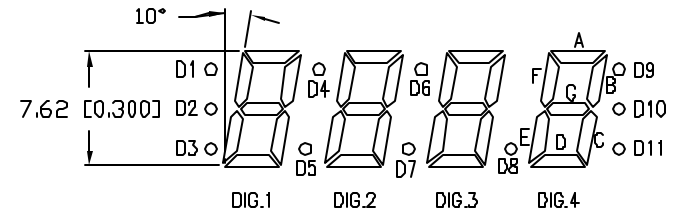
| PARAMETER | MAX | UNITS |
|----------------------------------|------------|------------------------|
| PEAK FORWARD CURRENT* | 150 | mA |
| STEADY CURRENT | 30 | mA |
| POWER DISSIPATION | 100 | mW |
| DERATE FROM 25°C | -1.2 | mW/ $^{\circ}\text{C}$ |
| OPERATING, STORAGE TEMP. | -40 TO +85 | $^{\circ}\text{C}$ |
| SOLDERING TEMP. | +260 | $^{\circ}\text{C}$ |
| 2.0mm FROM BODY | | 3 SEC. MAX |

* $t < 10\mu\text{s}$

COMMON ANODE



DIGIT DETAIL



*UNLESS OTHERWISE SPECIFIED TOLERANCES PER DECIMAL PRECISION ARE: X=±1 (±0.039), X.X=±0.5 (±0.020), X.XX=±0.25 (±0.010), X.XXX=±0.127 (±0.005). LEAD SIZE=±0.05 (±0.002), LEAD LENGTH=±0.75 (±0.030), MIN=+DECIMAL PRECISION MAX.=+0.00 -DECIMAL PRECISION

UNCONTROLLED DOCUMENT

REV.
A

PART NUMBER
LDC-M3006RI

CONFIDENTIAL INFORMATION
THE INFORMATION CONTAINED IN THIS DOCUMENT IS THE PROPERTY OF LUMEX INC. EXCEPT AS SPECIFICALLY AUTHORIZED IN WRITING BY LUMEX INC, THE HOLDER OF THIS DOCUMENT SHALL KEEP ALL INFORMATION CONTAINED HEREIN CONFIDENTIAL AND SHALL PROTECT SAME IN WHOLE OR IN PART FROM DISCLOSURE AND DISSEMINATION TO ALL THIRD PARTIES.



290 E. HELEN ROAD
PALATINE, IL 60067-6976
PHONE: +1.847.359.2790
US WEB: www.lumex.com
TW WEB: www.lumex.com.tw

0.30", QUAD DIGIT, SEVEN SEGMENT, LED CLOCK DISPLAY,
660nm RED CHIPS, GRAY FACE WITH WHITE SEGMENTS,
COMMON ANODE, 24 PINS, MULTIPLEXED.

RELIABILITY NOTE
OUR MANY YEARS OF EXPERIENCE DATA ACCUMULATION INDICATE THAT SOLDER HEAT IS A MAJOR CAUSE OF EARLY AND FUTURE FAILURE. PLEASE PAY ATTENTION TO YOUR SOLDERING PROCESS.

| | | | |
|-----------------|-------------|--------------|---------------|
| DRAWN BY: JC | CHECKED BY: | APPROVED BY: | DATE: 7.24.03 |
| | | | PAGE: 1 OF 1 |
| | | | SCALE: N/A |